

MISSISSIPPI DELTA COMMUNITY COLLEGE



STUDENT COMMUTER SURVEY 2016 REPORT

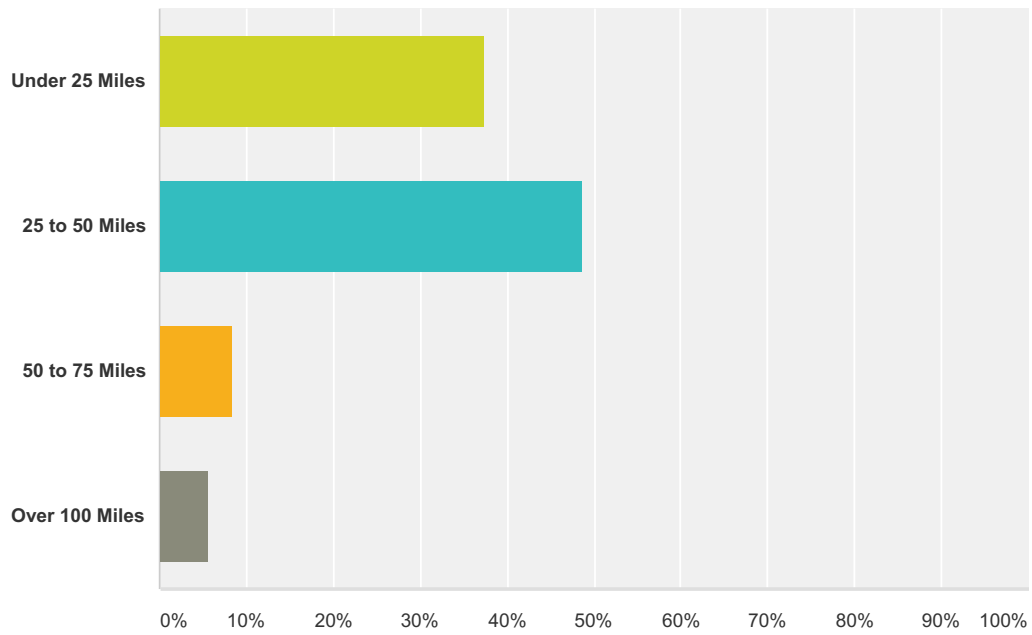
DR. LARRY NABORS, PRESIDENT

OFFICE OF INSTITUTIONAL EFFECTIVENESS
662-246-6256/rlamb@msdelta.edu

PUBLISHED: APRIL 19, 2016

Q1 Approximately how many miles do you live from campus?

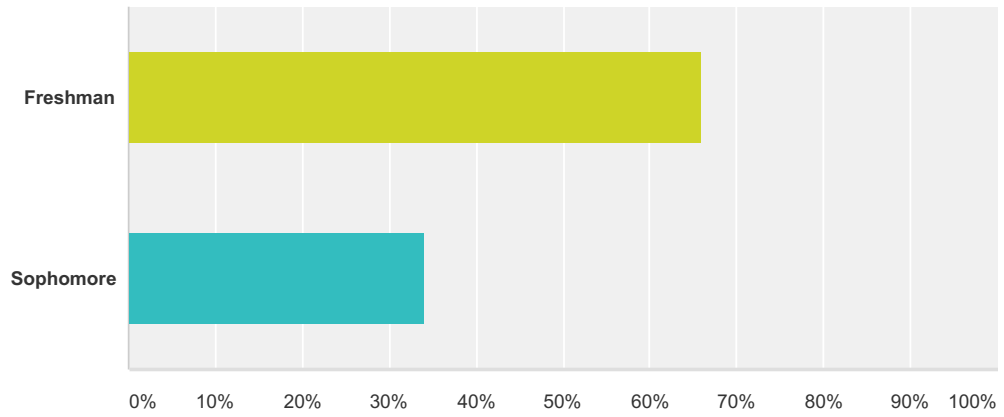
Answered: 300 Skipped: 0



Answer Choices	Responses	
Under 25 Miles	37.33%	112
25 to 50 Miles	48.67%	146
50 to 75 Miles	8.33%	25
Over 100 Miles	5.67%	17
Total		300

Q2 What is your classification?

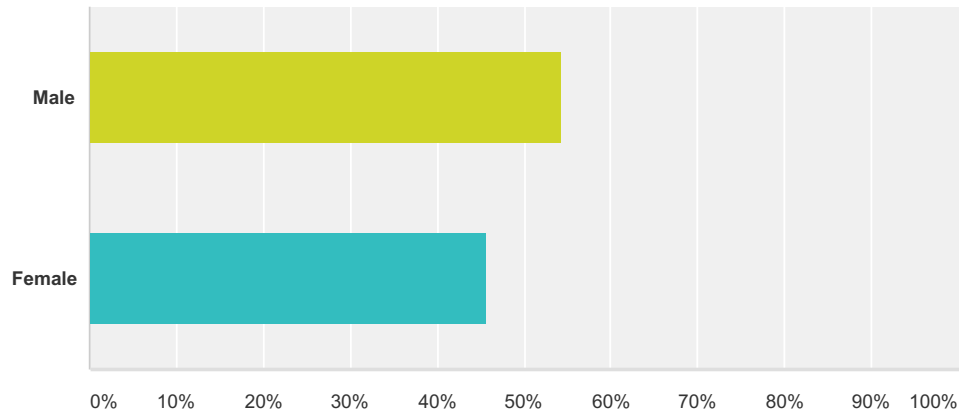
Answered: 297 Skipped: 3



Answer Choices	Responses
Freshman	65.99% 196
Sophomore	34.01% 101
Total	297

Q3 What is your gender?

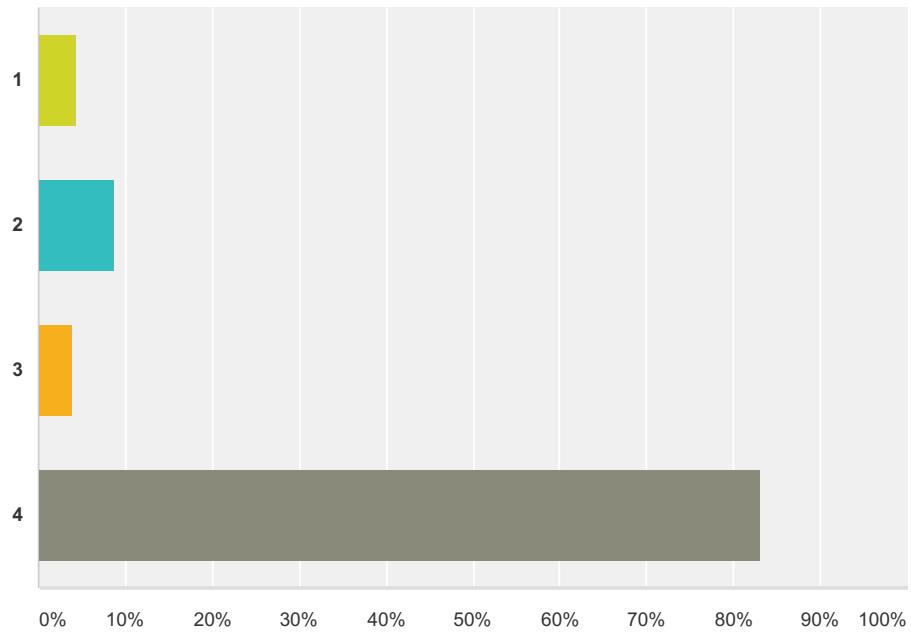
Answered: 297 Skipped: 3



Answer Choices	Responses
Male	54.21% 161
Female	45.79% 136
Total	297

Q4 If you are a commuter student, how many days each week do you commute to MDCC?

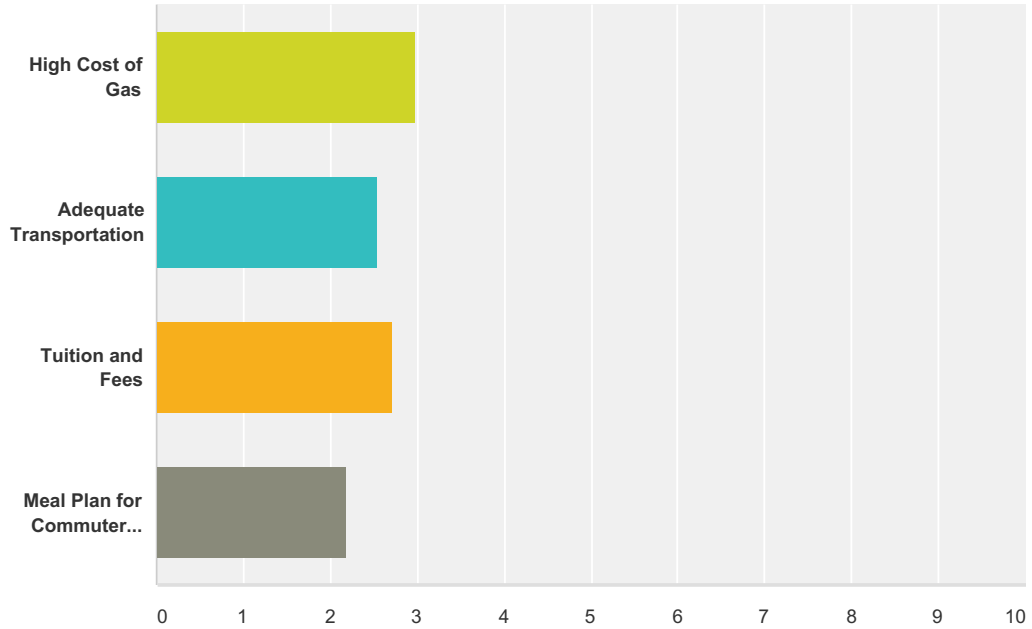
Answered: 277 Skipped: 23



Answer Choices	Responses	
1	4.33%	12
2	8.66%	24
3	3.97%	11
4	83.03%	230
Total		277

Q5 Please rank from 1-4 (1 BEING MOST IMPORTANT) your immediate concerns for this school year.

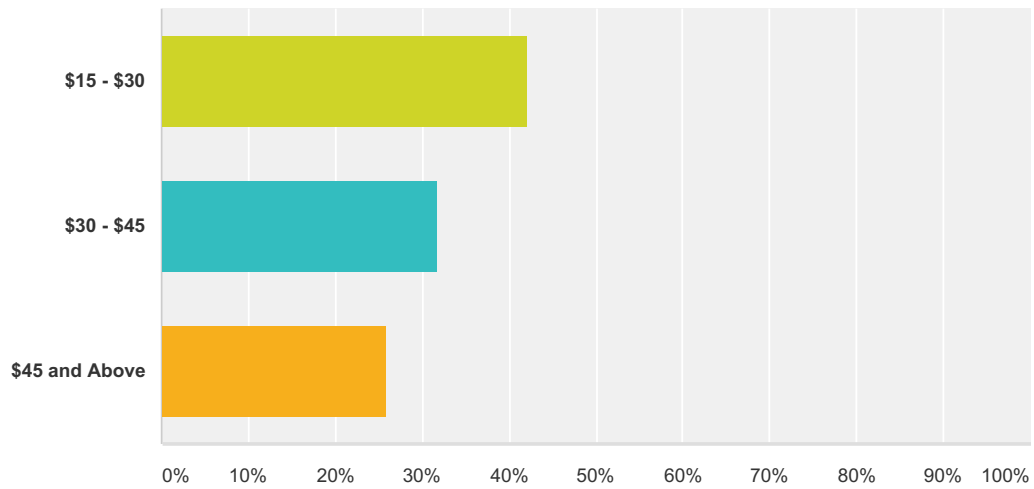
Answered: 292 Skipped: 8



	1	2	3	4	Total	Score
High Cost of Gas	45.63% 120	21.67% 57	18.25% 48	14.45% 38	263	2.98
Adequate Transportation	20.96% 48	30.13% 69	30.57% 70	18.34% 42	229	2.54
Tuition and Fees	31.80% 69	27.19% 59	22.58% 49	18.43% 40	217	2.72
Meal Plan for Commuter Students	22.97% 48	16.27% 34	18.18% 38	42.58% 89	209	2.20

Q6 How much do you spend per week on fuel to commute to MDCC?

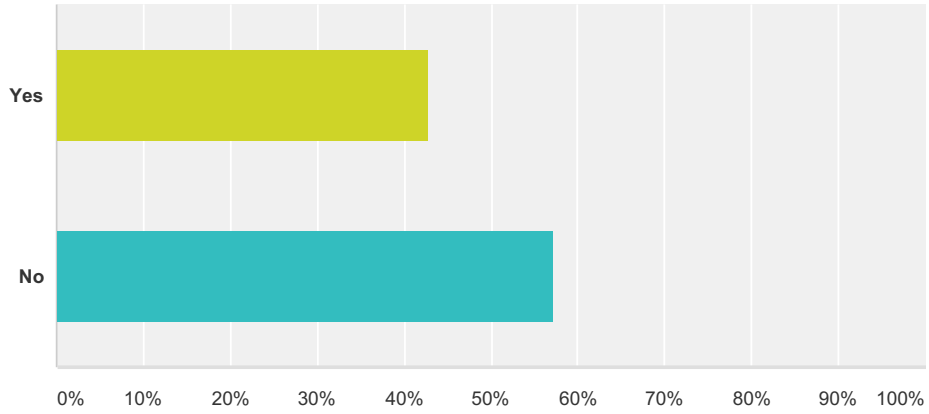
Answered: 289 Skipped: 11



Answer Choices	Responses
\$15 - \$30	42.21% 122
\$30 - \$45	31.83% 92
\$45 and Above	25.95% 75
Total	289

Q7 If a third-party company offered transportation to MDCC and the cost could be charged to your financial aid, would you be interested in participating?

Answered: 288 Skipped: 12



Answer Choices	Responses
Yes	42.71% 123
No	57.29% 165
Total	288