

# MISSISSIPPI DELTA COMMUNITY COLLEGE



## STUDENT OPINION SURVEY

### 2018-2019 REPORT

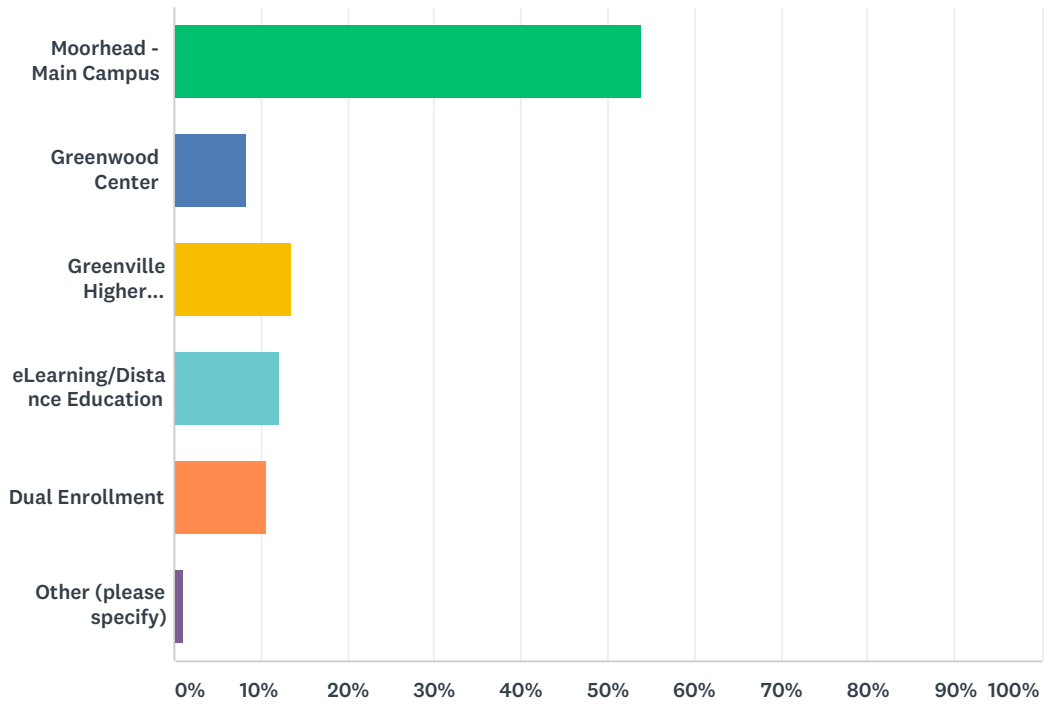
**DR. LARRY NABORS, PRESIDENT**

MISSISSIPPI DELTA COMMUNITY COLLEGE'S OFFICE OF INSTITUTIONAL EFFECTIVENESS ADMINISTERED THE 2018-2019 STUDENT OPINION SURVEY DURING THE SPRING SEMESTER OF 2019. TWO HUNDRED AND SEVENTY-FOUR (274) RESPONDENTS PARTICIPATED IN THE SURVEY. THIS REPORT PROVIDES DATA FOR AGREEMENT AND SATISFACTION LEVELS FOR DIFFERENT AREAS OF THE INSTITUTION. FOR QUESTIONS CONCERNING THIS REPORT, PLEASE CONTACT MISSISSIPPI DELTA COMMUNITY COLLEGE'S OFFICE OF INSTITUTIONAL EFFECTIVENESS AT [IEOFFICE@MSDELTA.EDU](mailto:IEOFFICE@MSDELTA.EDU) OR 662-246-6256.



## Q1 Campus Site or Delivery Mode (for majority of courses):

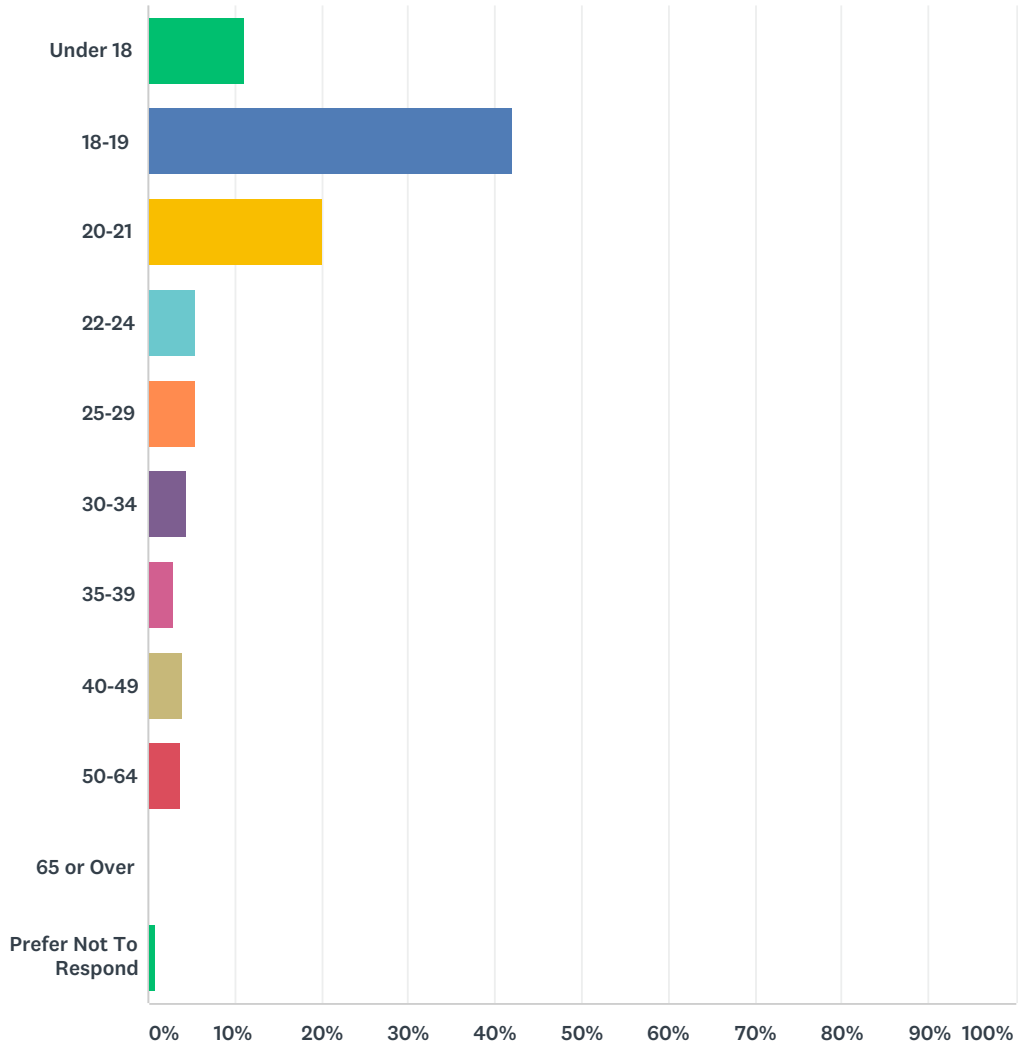
Answered: 272 Skipped: 2



ANSWER CHOICES	RESPONSES	
Moorhead - Main Campus	54.04%	147
Greenwood Center	8.46%	23
Greenville Higher Education Center	13.60%	37
eLearning/Distance Education	12.13%	33
Dual Enrollment	10.66%	29
Other (please specify)	1.10%	3
<b>TOTAL</b>		<b>272</b>

## Q2 Age:

Answered: 273 Skipped: 1



ANSWER CHOICES	RESPONSES	
Under 18	10.99%	30
18-19	42.12%	115
20-21	20.15%	55
22-24	5.49%	15
25-29	5.49%	15
30-34	4.40%	12
35-39	2.93%	8
40-49	4.03%	11
50-64	3.66%	10
65 or Over	0.00%	0

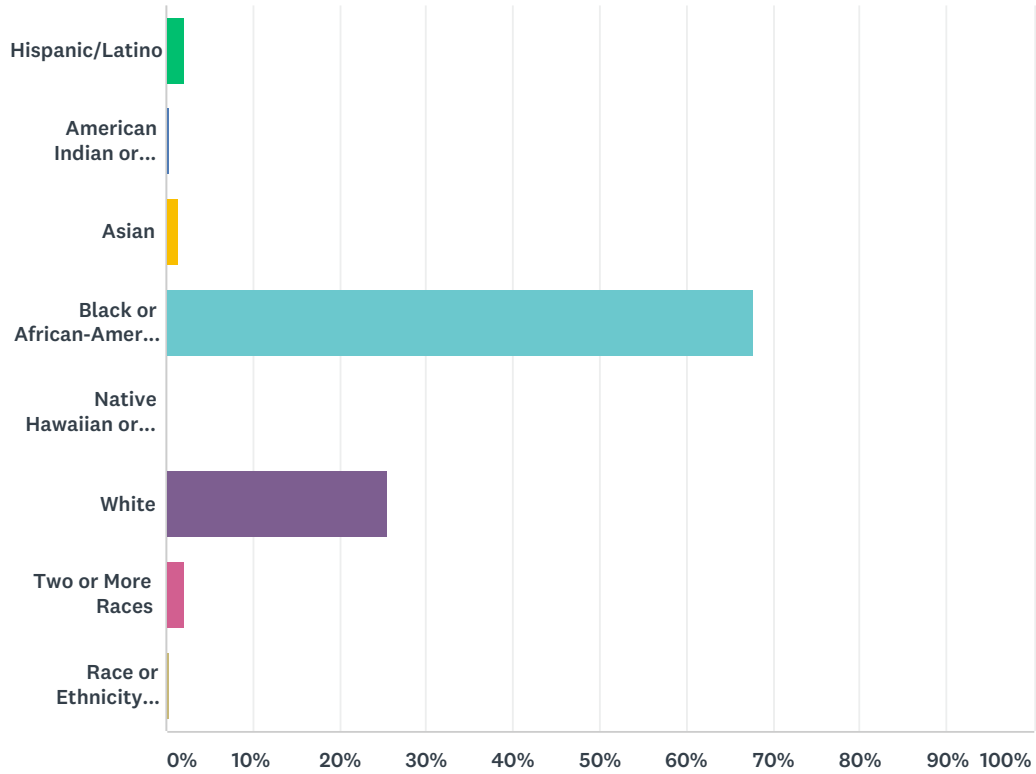
# Mississippi Delta Community College Student Opinion Survey

---

Prefer Not To Respond	0.73%	2
TOTAL		273

### Q3 Race/Ethnicity:

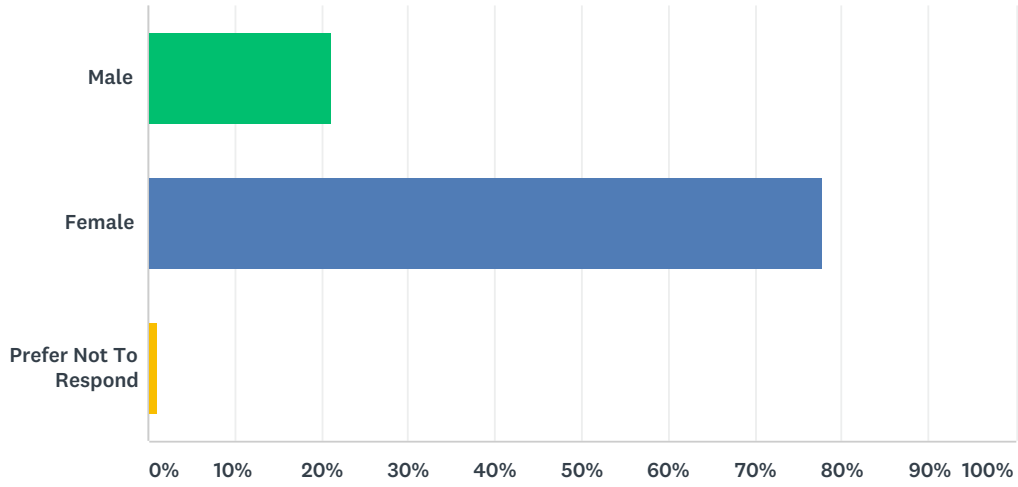
Answered: 274 Skipped: 0



ANSWER CHOICES	RESPONSES	
Hispanic/Latino	2.19%	6
American Indian or Alaska Native	0.36%	1
Asian	1.46%	4
Black or African-American	67.88%	186
Native Hawaiian or Other Pacific Islander	0.00%	0
White	25.55%	70
Two or More Races	2.19%	6
Race or Ethnicity Unknown	0.36%	1
<b>TOTAL</b>		<b>274</b>

### Q4 Gender:

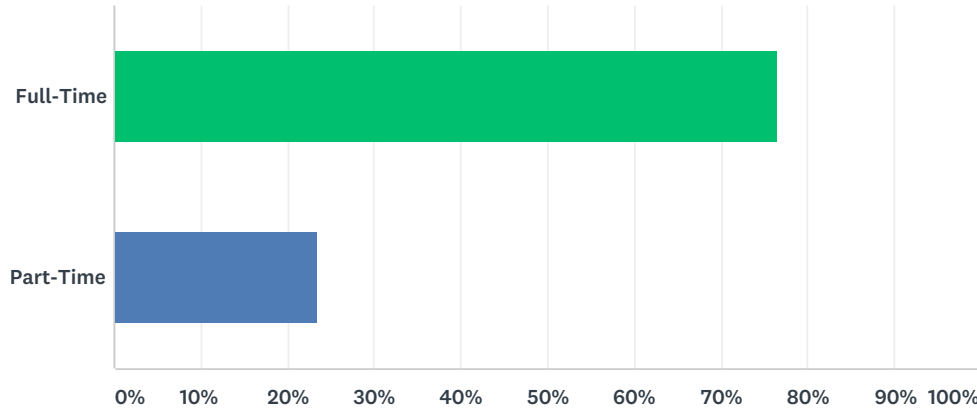
Answered: 274 Skipped: 0



ANSWER CHOICES	RESPONSES	
Male	21.17%	58
Female	77.74%	213
Prefer Not To Respond	1.09%	3
<b>TOTAL</b>		<b>274</b>

### Q5 Enrollment Status:

Answered: 274 Skipped: 0

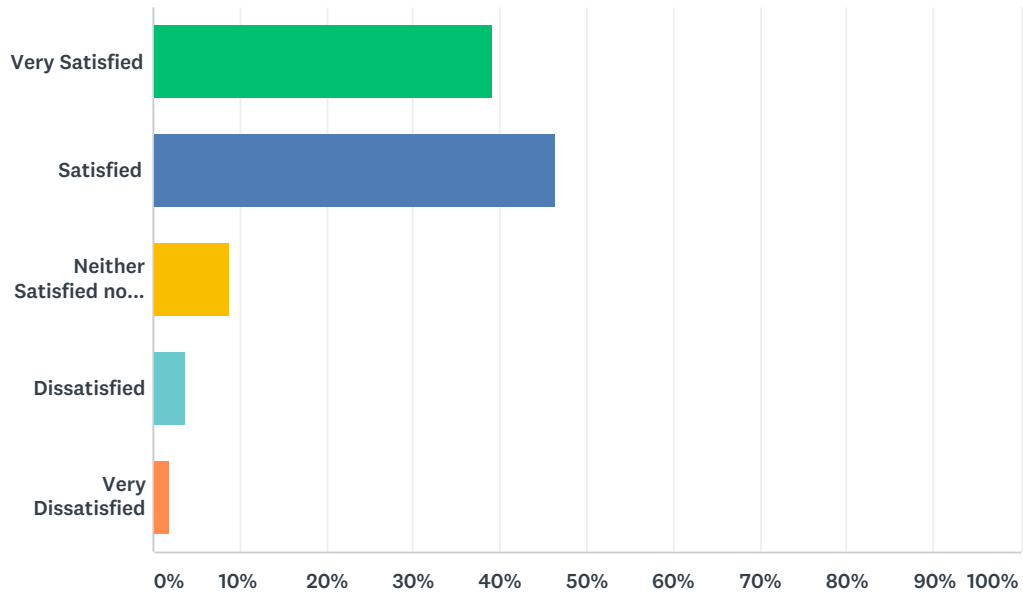


ANSWER CHOICES	RESPONSES	
Full-Time	76.64%	210
Part-Time	23.36%	64
TOTAL		274



## Q6 Satisfaction Level: MDCC's Faculty and Instruction

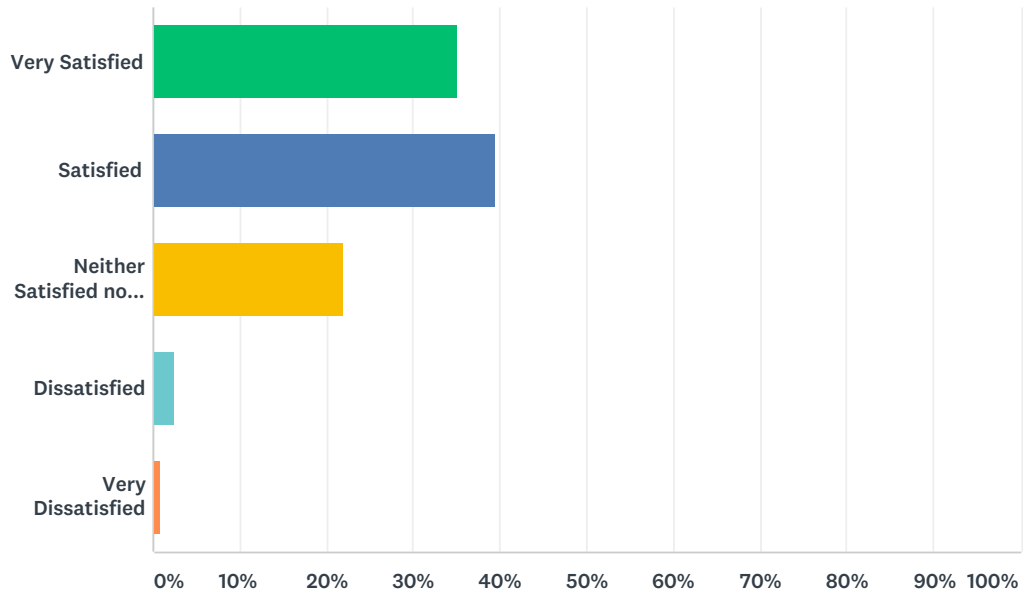
Answered: 271 Skipped: 3



ANSWER CHOICES	RESPONSES	
Very Satisfied	39.11%	106
Satisfied	46.49%	126
Neither Satisfied nor Dissatisfied	8.86%	24
Dissatisfied	3.69%	10
Very Dissatisfied	1.85%	5
<b>TOTAL</b>		<b>271</b>

## Q7 Satisfaction Level: MDCC's Counseling Services

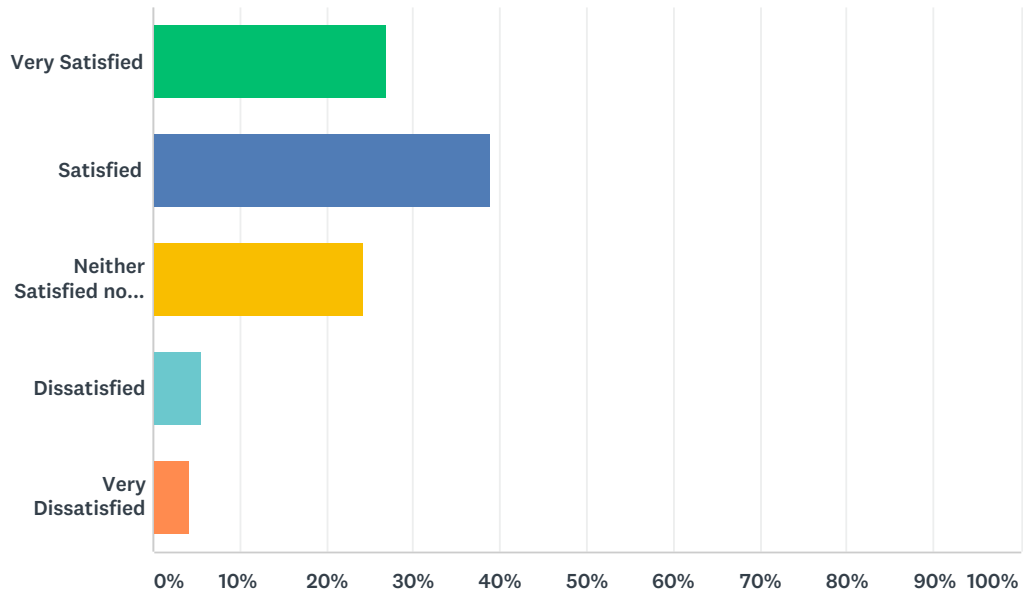
Answered: 268 Skipped: 6



ANSWER CHOICES	RESPONSES	
Very Satisfied	35.07%	94
Satisfied	39.55%	106
Neither Satisfied nor Dissatisfied	22.01%	59
Dissatisfied	2.61%	7
Very Dissatisfied	0.75%	2
<b>TOTAL</b>		<b>268</b>

## Q8 Satisfaction Level: MDCC's Social or Extracurricular Activities

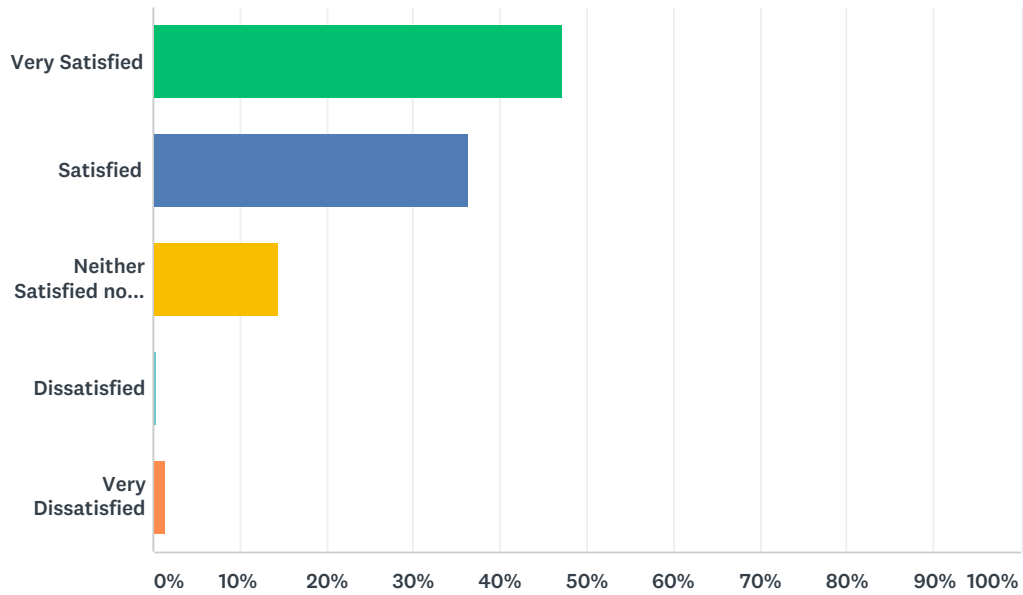
Answered: 267 Skipped: 7



ANSWER CHOICES	RESPONSES	
Very Satisfied	26.97%	72
Satisfied	38.95%	104
Neither Satisfied nor Dissatisfied	24.34%	65
Dissatisfied	5.62%	15
Very Dissatisfied	4.12%	11
<b>TOTAL</b>		<b>267</b>

## Q9 Satisfaction Level: MDCC's Library/Learning Resources and Services

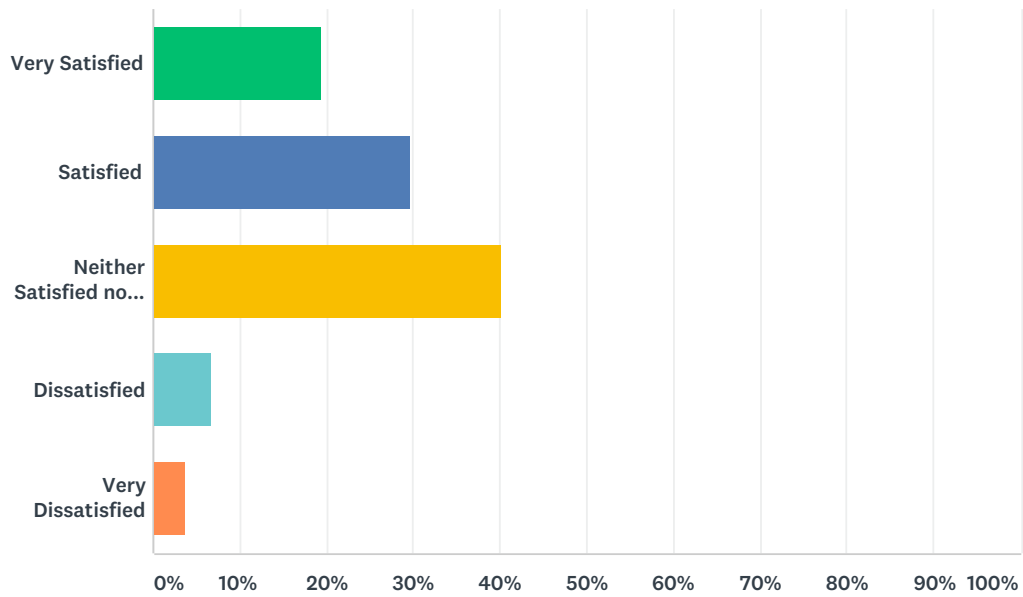
Answered: 269 Skipped: 5



ANSWER CHOICES	RESPONSES	
Very Satisfied	47.21%	127
Satisfied	36.43%	98
Neither Satisfied nor Dissatisfied	14.50%	39
Dissatisfied	0.37%	1
Very Dissatisfied	1.49%	4
<b>TOTAL</b>		<b>269</b>

## Q10 Satisfaction Level: MDCC's Dormitory Programs and Services (residential students only)

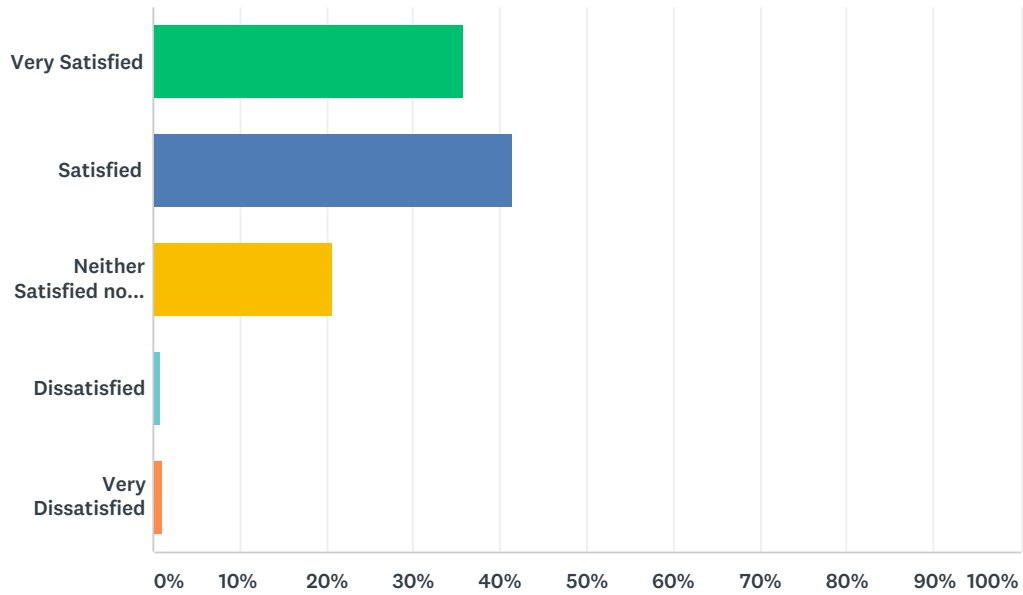
Answered: 236 Skipped: 38



ANSWER CHOICES	RESPONSES	
Very Satisfied	19.49%	46
Satisfied	29.66%	70
Neither Satisfied nor Dissatisfied	40.25%	95
Dissatisfied	6.78%	16
Very Dissatisfied	3.81%	9
<b>TOTAL</b>		<b>236</b>

## Q11 Satisfaction Level: Student Success Tutoring Labs and Services

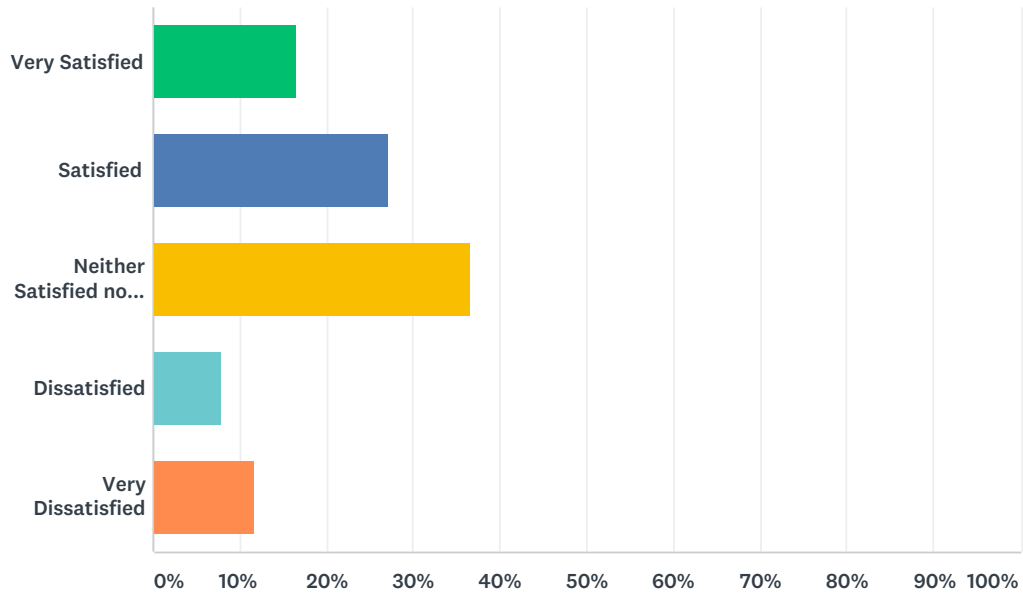
Answered: 265 Skipped: 9



ANSWER CHOICES	RESPONSES	
Very Satisfied	35.85%	95
Satisfied	41.51%	110
Neither Satisfied nor Dissatisfied	20.75%	55
Dissatisfied	0.75%	2
Very Dissatisfied	1.13%	3
<b>TOTAL</b>		<b>265</b>

## Q12 Satisfaction Level: MDCC's Dining Services

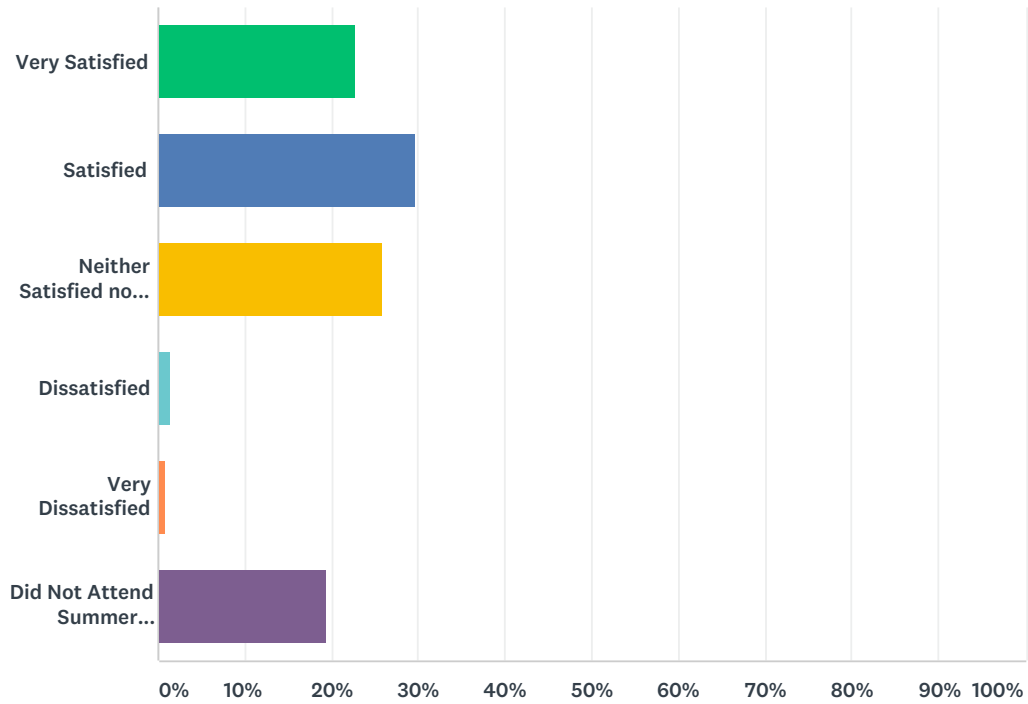
Answered: 265 Skipped: 9



ANSWER CHOICES	RESPONSES	
Very Satisfied	16.60%	44
Satisfied	27.17%	72
Neither Satisfied nor Dissatisfied	36.60%	97
Dissatisfied	7.92%	21
Very Dissatisfied	11.70%	31
<b>TOTAL</b>		<b>265</b>

## Q13 Satisfaction Level: Summer College Orientation

Answered: 263 Skipped: 11

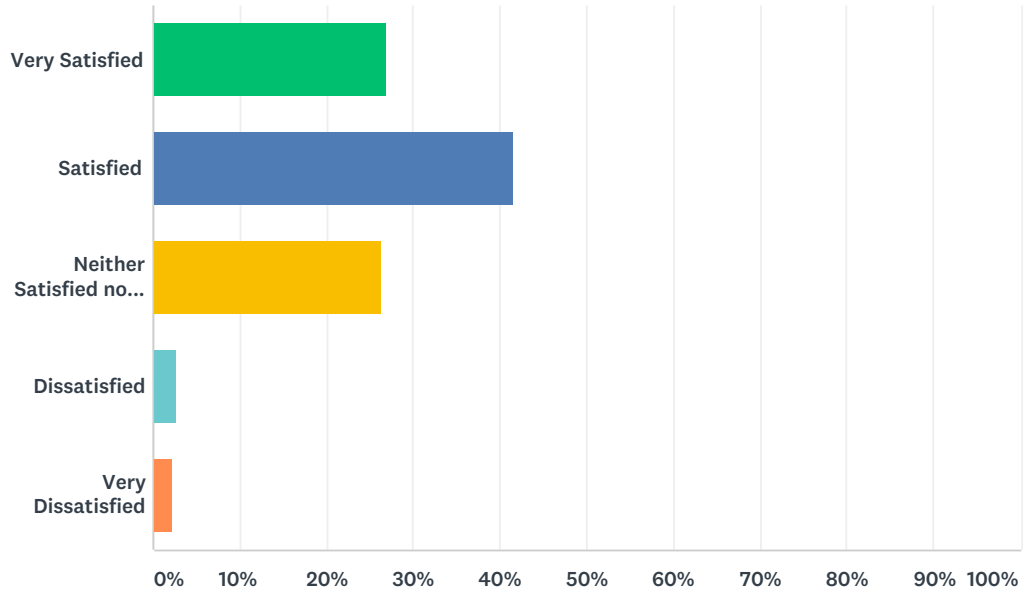


ANSWER CHOICES	RESPONSES	
Very Satisfied	22.81%	60
Satisfied	29.66%	78
Neither Satisfied nor Dissatisfied	25.86%	68
Dissatisfied	1.52%	4
Very Dissatisfied	0.76%	2
Did Not Attend Summer Orientation	19.39%	51
<b>TOTAL</b>		<b>263</b>



## Q14 Satisfaction Level: MDCC's Business Services

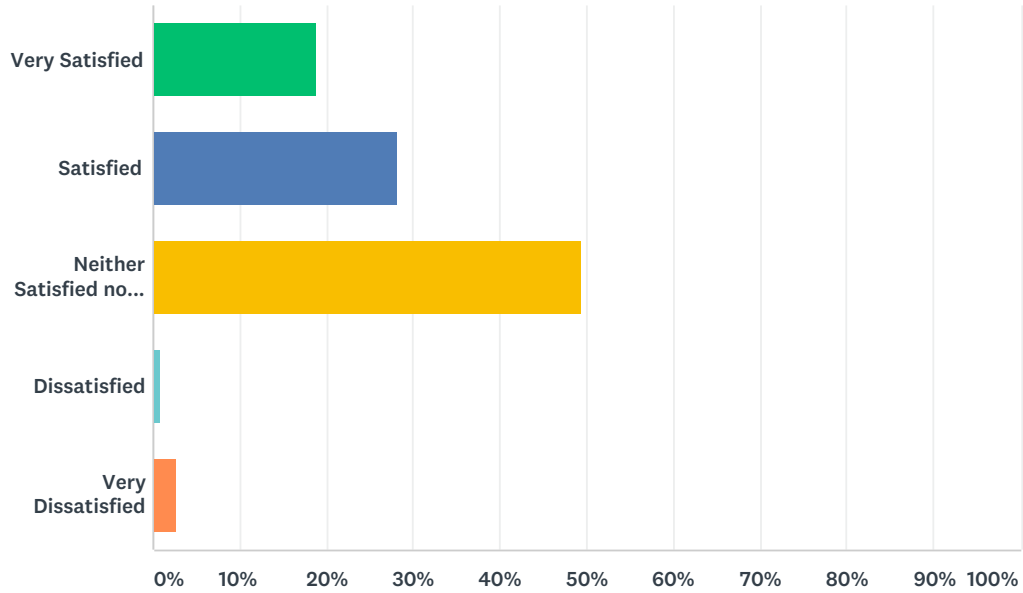
Answered: 266 Skipped: 8



ANSWER CHOICES	RESPONSES	
Very Satisfied	27.07%	72
Satisfied	41.73%	111
Neither Satisfied nor Dissatisfied	26.32%	70
Dissatisfied	2.63%	7
Very Dissatisfied	2.26%	6
<b>TOTAL</b>		<b>266</b>

## Q15 Satisfaction Level: MDCC's Veterans Services

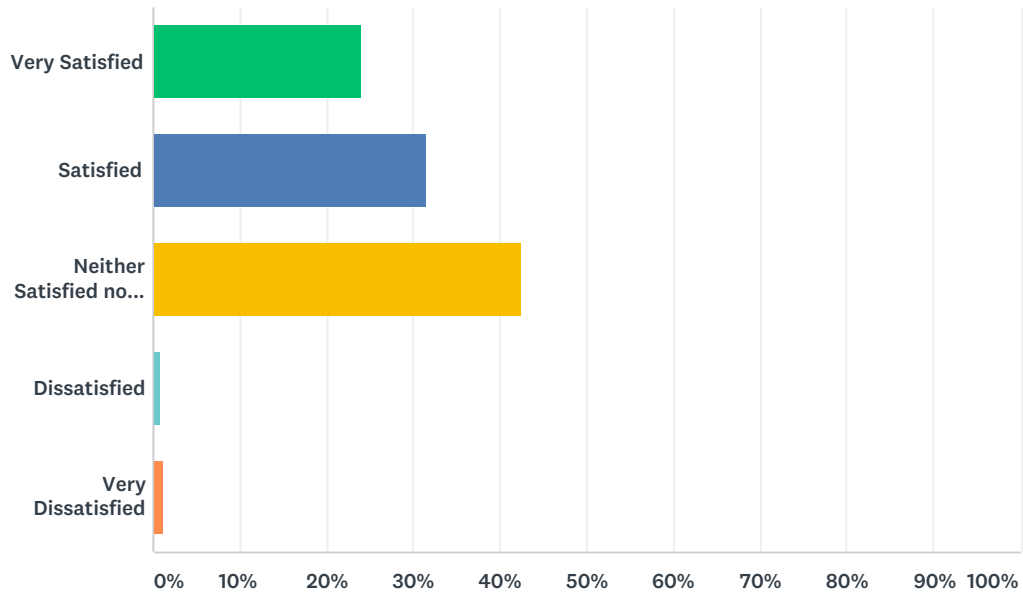
Answered: 259 Skipped: 15



ANSWER CHOICES	RESPONSES	
Very Satisfied	18.92%	49
Satisfied	28.19%	73
Neither Satisfied nor Dissatisfied	49.42%	128
Dissatisfied	0.77%	2
Very Dissatisfied	2.70%	7
<b>TOTAL</b>		<b>259</b>

## Q16 Satisfaction Level: MDCC's Disability Services

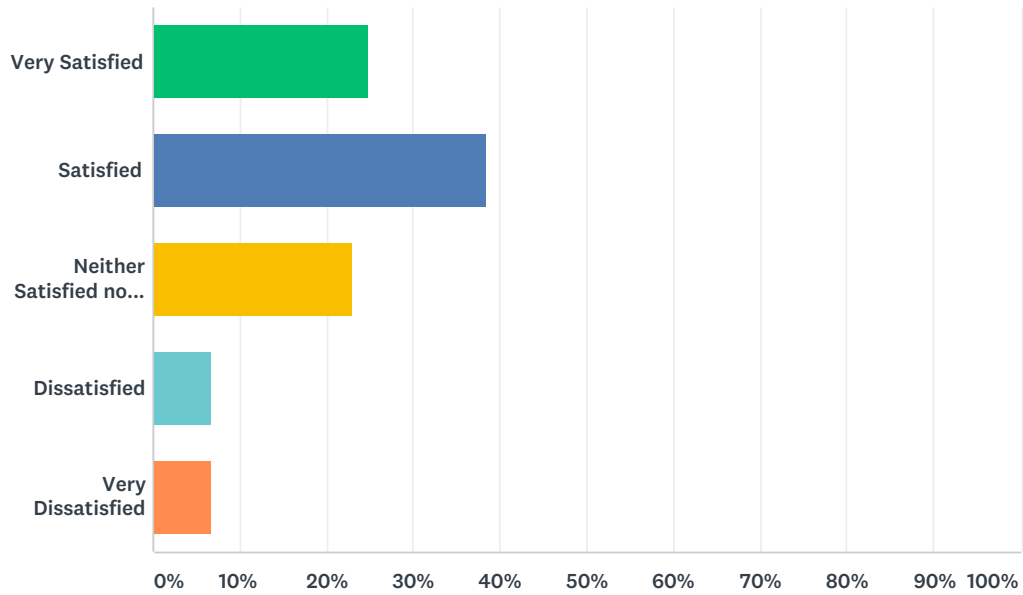
Answered: 257 Skipped: 17



ANSWER CHOICES	RESPONSES	
Very Satisfied	24.12%	62
Satisfied	31.52%	81
Neither Satisfied nor Dissatisfied	42.41%	109
Dissatisfied	0.78%	2
Very Dissatisfied	1.17%	3
<b>TOTAL</b>		<b>257</b>

## Q17 Satisfaction Level: MDCC's Financial Aid Services

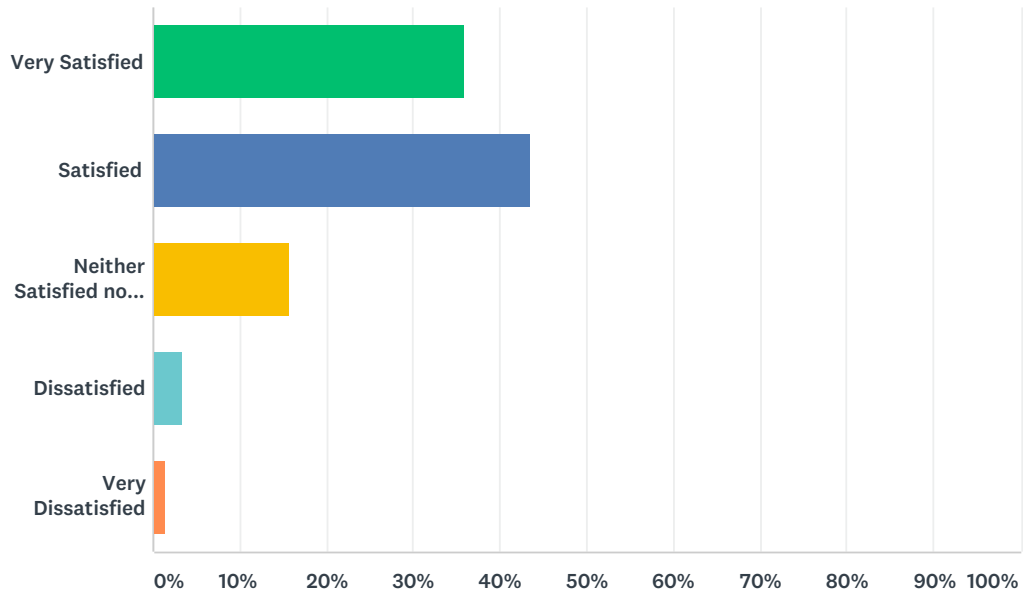
Answered: 265 Skipped: 9



ANSWER CHOICES	RESPONSES	
Very Satisfied	24.91%	66
Satisfied	38.49%	102
Neither Satisfied nor Dissatisfied	23.02%	61
Dissatisfied	6.79%	18
Very Dissatisfied	6.79%	18
<b>TOTAL</b>		<b>265</b>

## Q18 Satisfaction Level: MDCC's Admissions Services

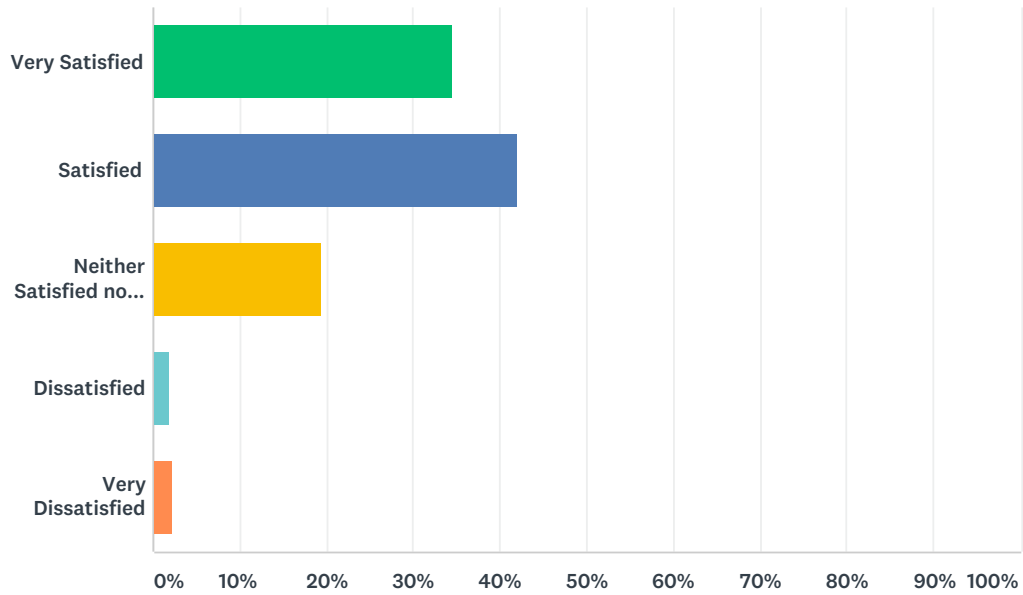
Answered: 267 Skipped: 7



ANSWER CHOICES	RESPONSES	
Very Satisfied	35.96%	96
Satisfied	43.45%	116
Neither Satisfied nor Dissatisfied	15.73%	42
Dissatisfied	3.37%	9
Very Dissatisfied	1.50%	4
<b>TOTAL</b>		<b>267</b>

## Q19 Satisfaction Level: MDCC's Student Services

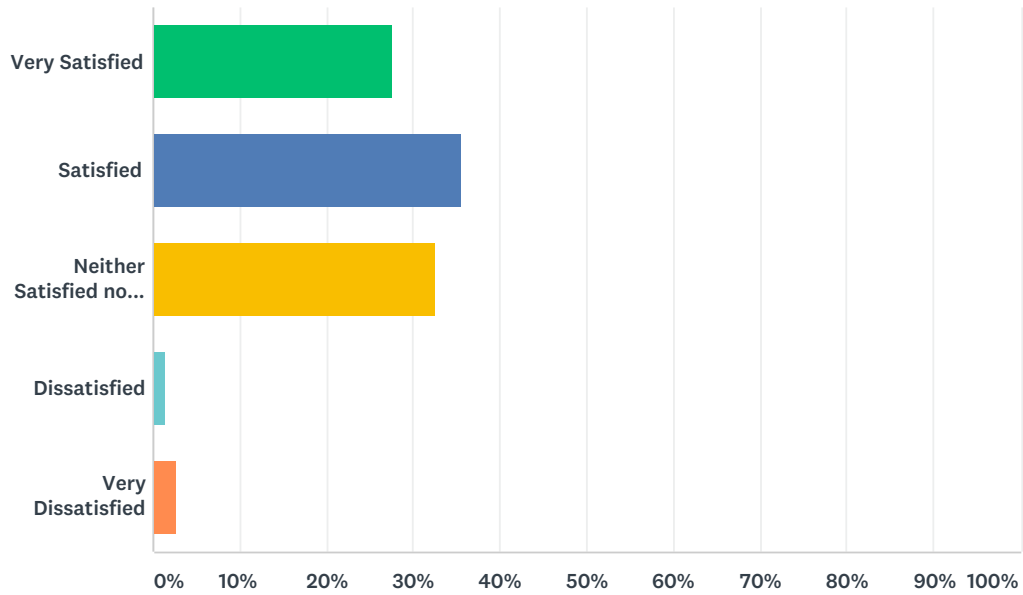
Answered: 267 Skipped: 7



ANSWER CHOICES	RESPONSES	
Very Satisfied	34.46%	92
Satisfied	41.95%	112
Neither Satisfied nor Dissatisfied	19.48%	52
Dissatisfied	1.87%	5
Very Dissatisfied	2.25%	6
<b>TOTAL</b>		<b>267</b>

## Q20 Satisfaction Level: MDCC's Public Relations/Marketing Services

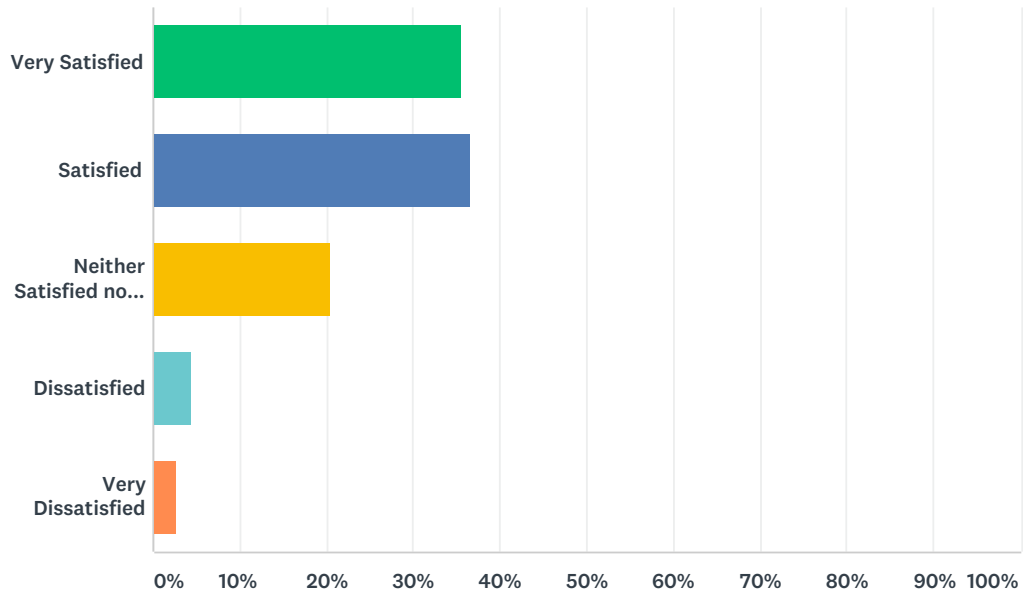
Answered: 267 Skipped: 7



ANSWER CHOICES	RESPONSES	
Very Satisfied	27.72%	74
Satisfied	35.58%	95
Neither Satisfied nor Dissatisfied	32.58%	87
Dissatisfied	1.50%	4
Very Dissatisfied	2.62%	7
<b>TOTAL</b>		<b>267</b>

## Q21 Satisfaction Level: MDCC's College Bookstore

Answered: 267 Skipped: 7

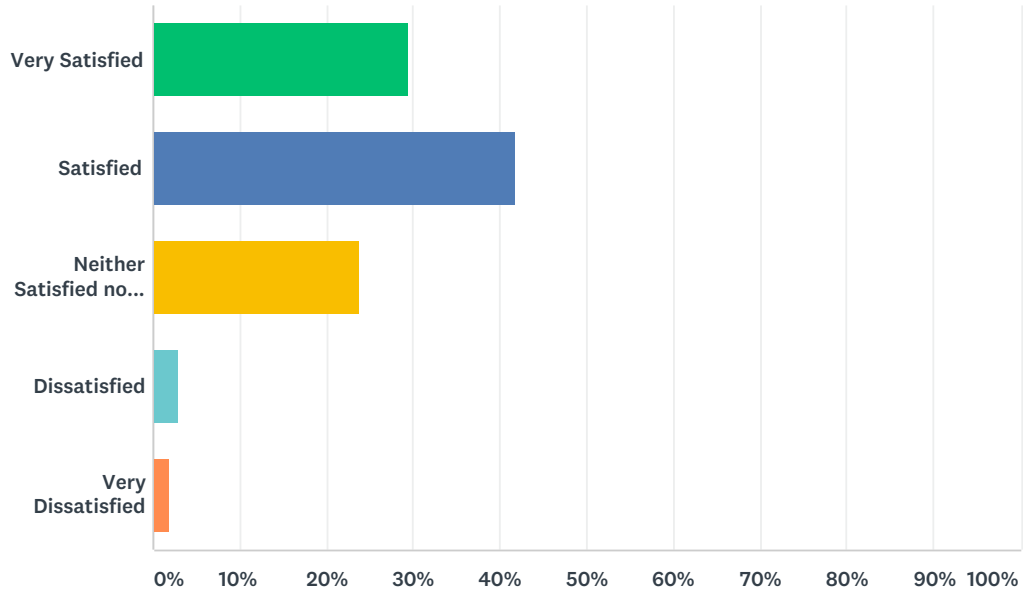


ANSWER CHOICES	RESPONSES	
Very Satisfied	35.58%	95
Satisfied	36.70%	98
Neither Satisfied nor Dissatisfied	20.60%	55
Dissatisfied	4.49%	12
Very Dissatisfied	2.62%	7
<b>TOTAL</b>		<b>267</b>



## Q22 Satisfaction Level: MDCC's Advising Services

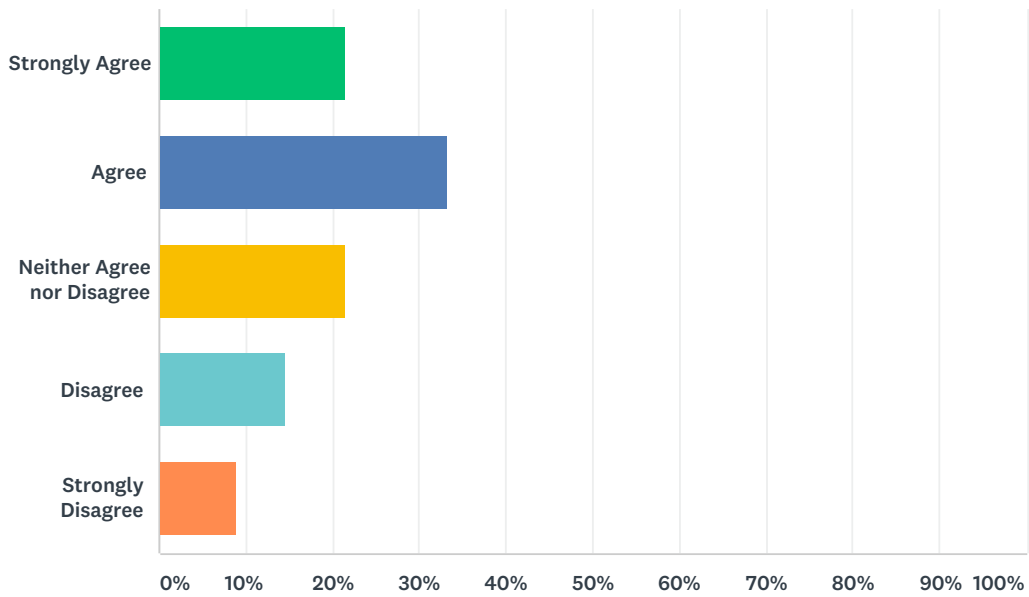
Answered: 265 Skipped: 9



ANSWER CHOICES	RESPONSES	
Very Satisfied	29.43%	78
Satisfied	41.89%	111
Neither Satisfied nor Dissatisfied	23.77%	63
Dissatisfied	3.02%	8
Very Dissatisfied	1.89%	5
<b>TOTAL</b>		<b>265</b>

### Q23 Agreement Level: I have had regular meetings with my advisor to discuss registering for classes before the upcoming semester.

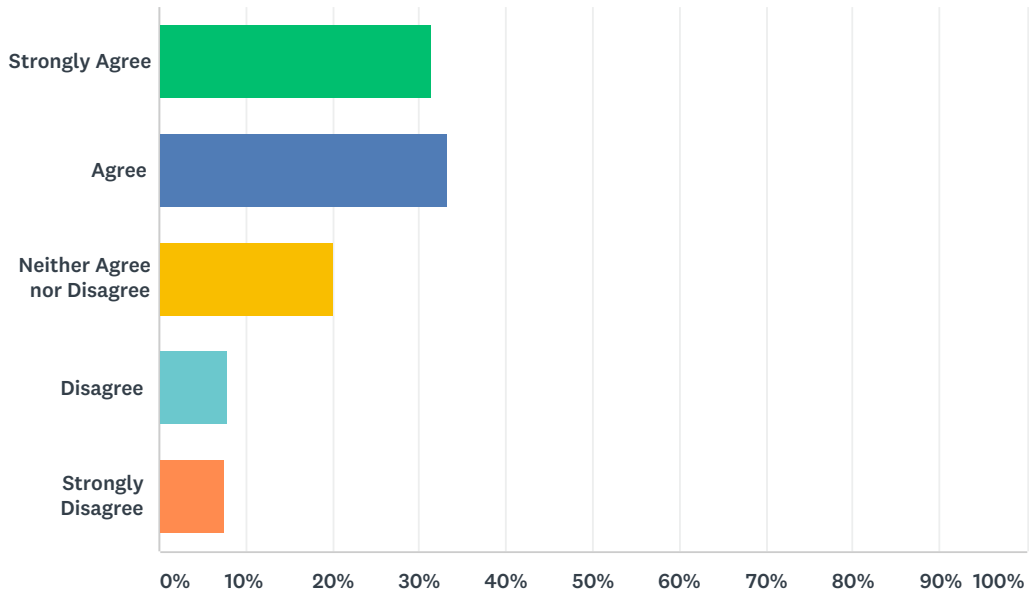
Answered: 265 Skipped: 9



ANSWER CHOICES	RESPONSES	
Strongly Agree	21.51%	57
Agree	33.21%	88
Neither Agree nor Disagree	21.51%	57
Disagree	14.72%	39
Strongly Disagree	9.06%	24
<b>TOTAL</b>		<b>265</b>

## Q24 Agreement Level: My advisor has helped me connect my classes to my major and my career goals.

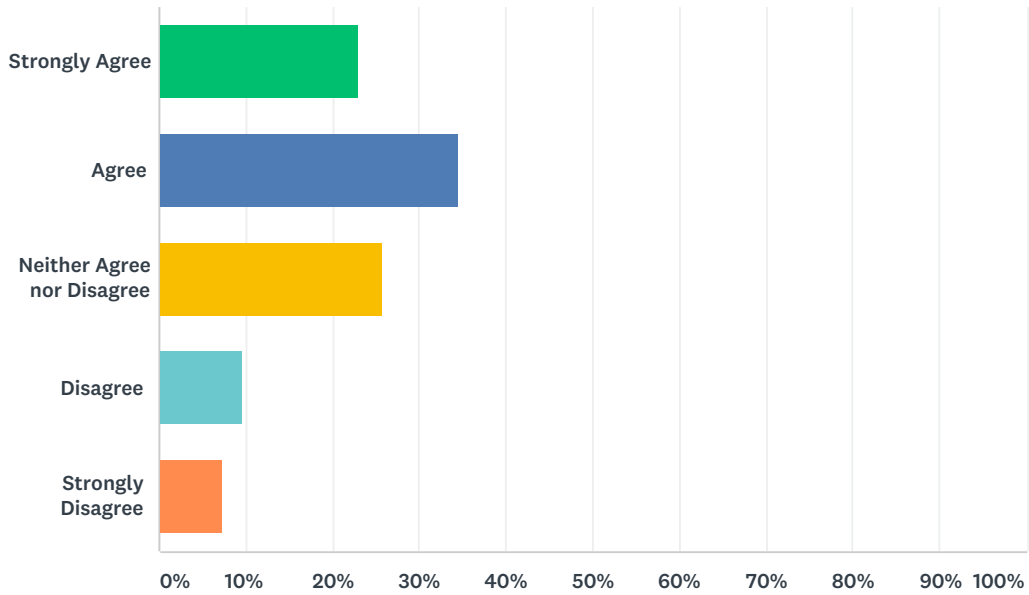
Answered: 265 Skipped: 9



ANSWER CHOICES	RESPONSES	
Strongly Agree	31.32%	83
Agree	33.21%	88
Neither Agree nor Disagree	20.00%	53
Disagree	7.92%	21
Strongly Disagree	7.55%	20
<b>TOTAL</b>		<b>265</b>

## Q25 Agreement Level: Reviewing my personalized degree map with my advisor has helped me stay on track toward graduation.

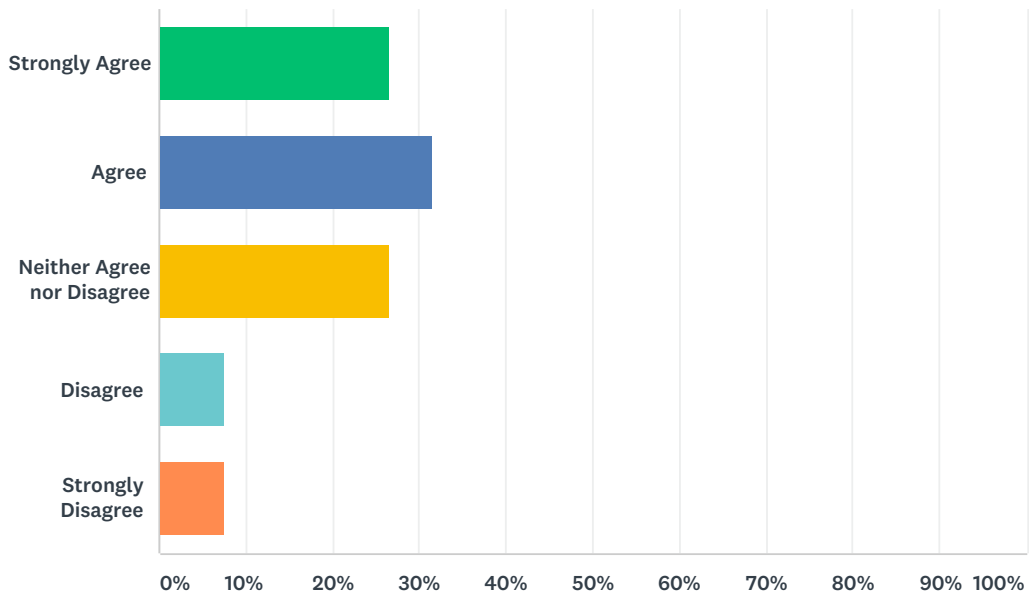
Answered: 261 Skipped: 13



ANSWER CHOICES	RESPONSES	
Strongly Agree	22.99%	60
Agree	34.48%	90
Neither Agree nor Disagree	25.67%	67
Disagree	9.58%	25
Strongly Disagree	7.28%	19
<b>TOTAL</b>		<b>261</b>

## Q26 Agreement Level: Advising has made me aware of campus resources and how to access resources to graduate on time.

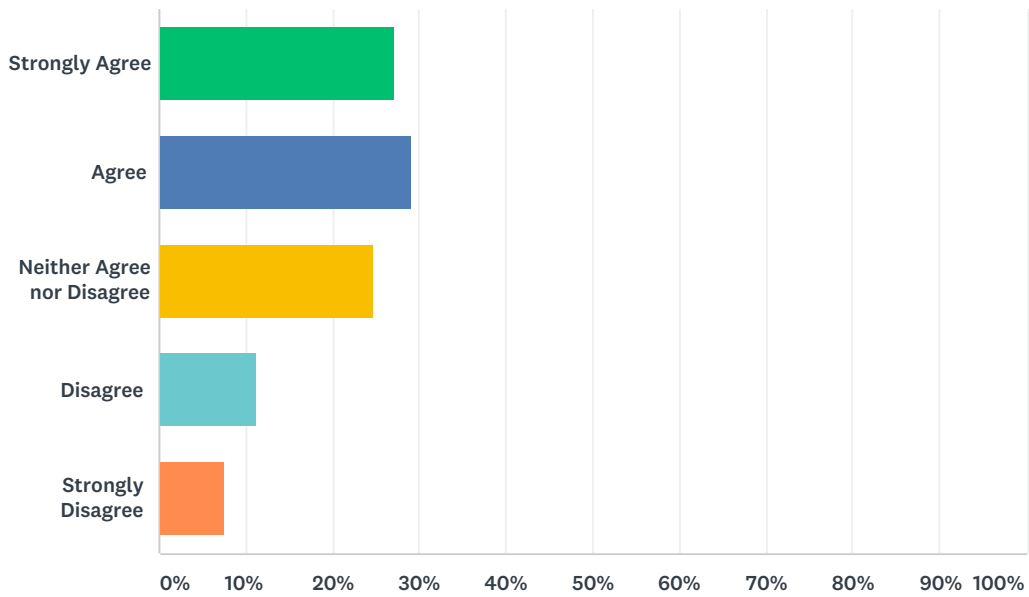
Answered: 263 Skipped: 11



ANSWER CHOICES	RESPONSES	
Strongly Agree	26.62%	70
Agree	31.56%	83
Neither Agree nor Disagree	26.62%	70
Disagree	7.60%	20
Strongly Disagree	7.60%	20
<b>TOTAL</b>		<b>263</b>

### Q27 Agreement Level: My advisor has clearly explained the purpose of the advising relationship and each of our responsibilities.

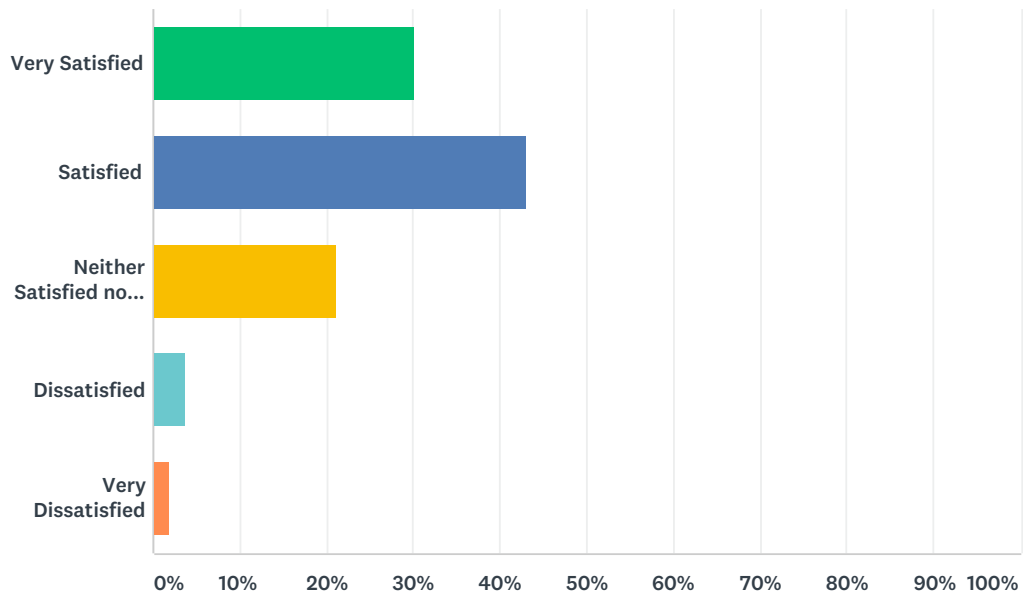
Answered: 264 Skipped: 10



ANSWER CHOICES	RESPONSES	
Strongly Agree	27.27%	72
Agree	29.17%	77
Neither Agree nor Disagree	24.62%	65
Disagree	11.36%	30
Strongly Disagree	7.58%	20
<b>TOTAL</b>		<b>264</b>

## Q28 Satisfaction Level: General Condition and Appearance of MDCC's Facilities and Grounds

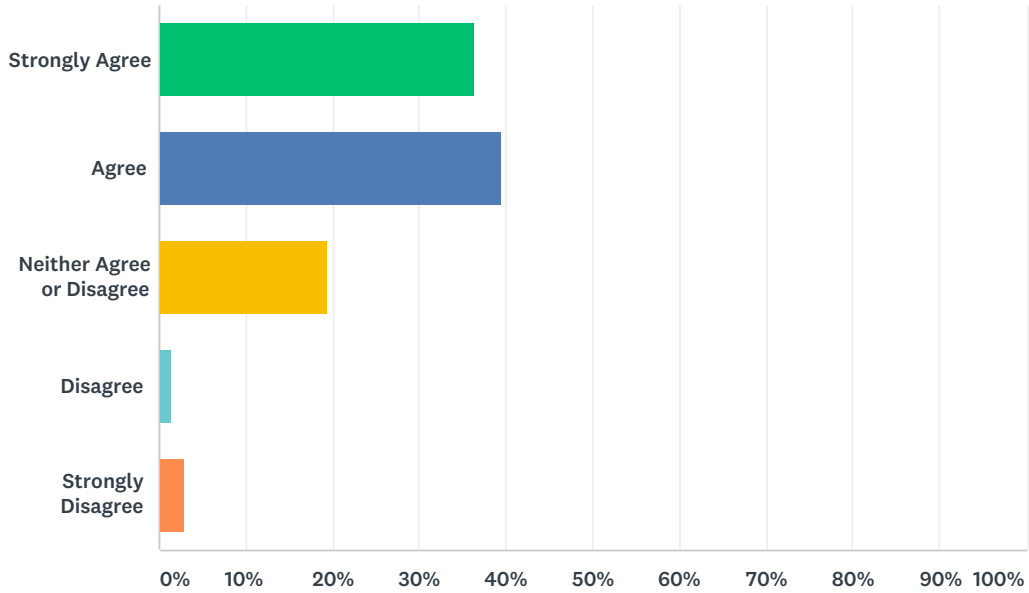
Answered: 265 Skipped: 9



ANSWER CHOICES	RESPONSES	Count
Very Satisfied	30.19%	80
Satisfied	43.02%	114
Neither Satisfied nor Dissatisfied	21.13%	56
Dissatisfied	3.77%	10
Very Dissatisfied	1.89%	5
<b>TOTAL</b>		<b>265</b>

## Q29 Agreement Level: Safety of MDCC's Campus

Answered: 266 Skipped: 8

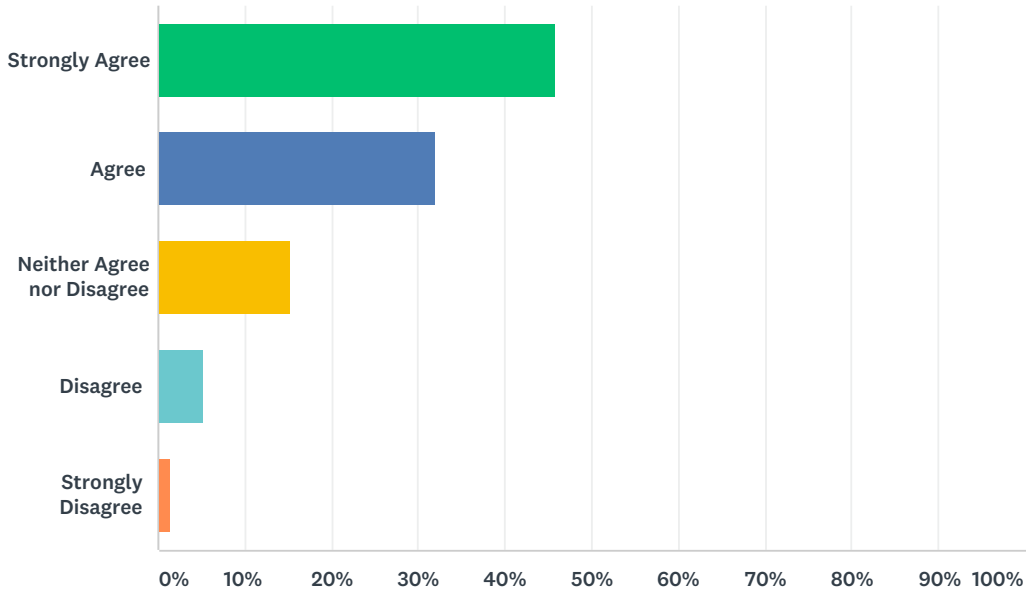


ANSWER CHOICES	RESPONSES	
Strongly Agree	36.47%	97
Agree	39.47%	105
Neither Agree or Disagree	19.55%	52
Disagree	1.50%	4
Strongly Disagree	3.01%	8
<b>TOTAL</b>		<b>266</b>



**Q30 Agreement Level: Mississippi Delta Community College does not discriminate on the basis of race, color, religion, national origin, gender, disability, or age in its programs and activities.**

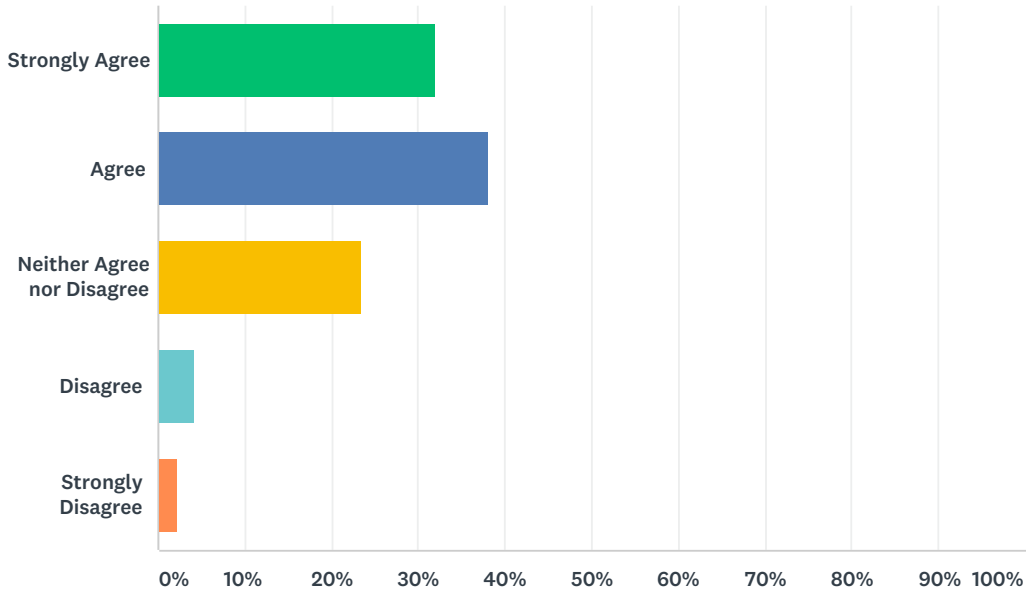
Answered: 268 Skipped: 6



ANSWER CHOICES	RESPONSES	
Strongly Agree	45.90%	123
Agree	32.09%	86
Neither Agree nor Disagree	15.30%	41
Disagree	5.22%	14
Strongly Disagree	1.49%	4
<b>TOTAL</b>		<b>268</b>

**Q31 Agreement Level: MDCC provides sufficient programs, activities, and resources to foster the success of a diverse student body (athletics, clubs, diversity and inclusion, etc.).**

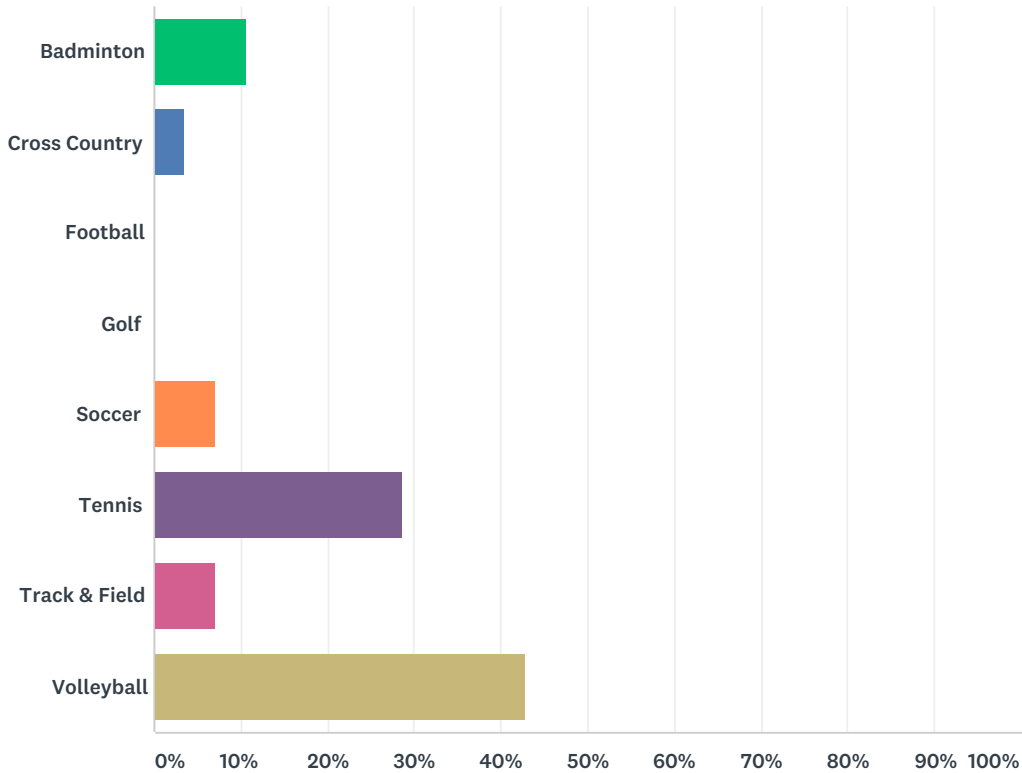
Answered: 268 Skipped: 6



ANSWER CHOICES	RESPONSES	
Strongly Agree	32.09%	86
Agree	38.06%	102
Neither Agree nor Disagree	23.51%	63
Disagree	4.10%	11
Strongly Disagree	2.24%	6
<b>TOTAL</b>		<b>268</b>

**Q32 If you identify as a female, please select the intercollegiate and recreational sports that you would participate in if the opportunity were available to you. Answer only if you are interested in participating in sports.**

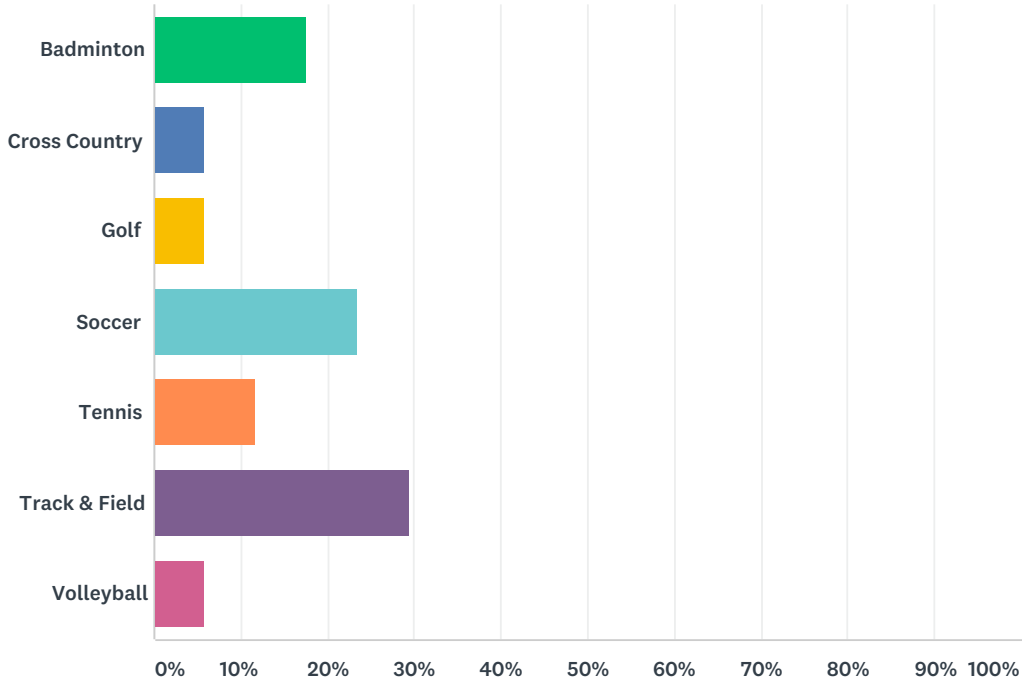
Answered: 28 Skipped: 246



ANSWER CHOICES	RESPONSES	
Badminton	10.71%	3
Cross Country	3.57%	1
Football	0.00%	0
Golf	0.00%	0
Soccer	7.14%	2
Tennis	28.57%	8
Track & Field	7.14%	2
Volleyball	42.86%	12
<b>TOTAL</b>		<b>28</b>

**Q33 If you identify as a male, please select the intercollegiate and recreational sports that you would participate in if the opportunity were available to you. Answer only if you are interested in participating in sports.**

Answered: 17 Skipped: 257



ANSWER CHOICES	RESPONSES	
Badminton	17.65%	3
Cross Country	5.88%	1
Golf	5.88%	1
Soccer	23.53%	4
Tennis	11.76%	2
Track & Field	29.41%	5
Volleyball	5.88%	1
<b>TOTAL</b>		<b>17</b>