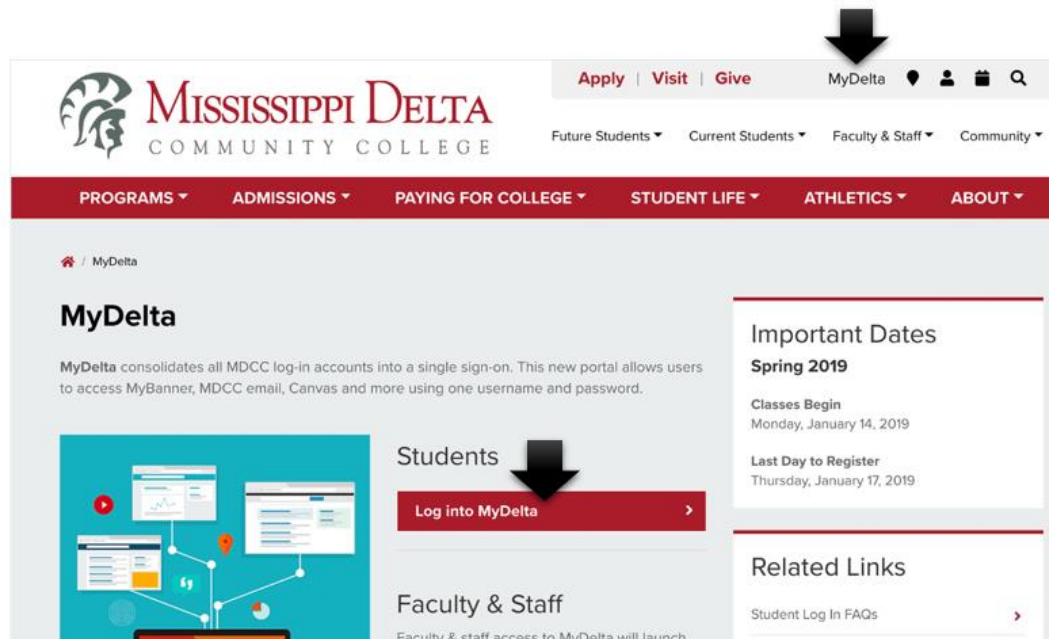


MYDELTA PORTAL PASSWORD RESET

You can access the MyDelta Portal by:

1. Accessing the MDCC website – www.msdelta.edu – and clicking on “MyDelta” at the top right; then, click on “Log into MyDelta” link under



Students.

OR

2. Using the MyDelta Portal direct link – <https://my.msdelta.edu>.

- From the portal log in screen, click the “Reset your MyDelta Portal Password” link at the bottom.

The image shows the MyDelta login interface. At the top is a red header with the text "MyDelta". Below the header are two input fields: "User Name" and "Password". A black "SIGN IN" button is positioned below the password field. At the bottom of the page, there is a red footer area containing the text "First Time Account Activation", a link "Reset your MyDelta Portal password" which is enclosed in a white rectangular box, and a "Need Help" link with a question mark icon. A blue dashed arrow originates from the "Reset your MyDelta Portal password" link and points diagonally upwards and to the right.

- When prompted with the screen below:

The image displays the "Mississippi Delta Community College Password Reset" screen. The title "Mississippi Delta Community College" is at the top, followed by "Password Reset". There are four input fields arranged in a 2x2 grid: "Student ID" (with a help icon and example "e.g., D00123456"), "Last four digits of SSN", "Date of Birth" (with a calendar icon and format "MM/DD/YYYY"), and "Mailing Zip Code". Each of these four input fields is circled in red. Below the input fields is a blue button labeled "Proceed to Policy Acceptance and Reset Password" with a lock icon, which has a red arrow pointing to it from the right. Below this button is another blue button labeled "Do not know your Student ID?". At the bottom of the screen, there is contact information: "For Assistance Contact the Help Desk @ 662-246-6330 or computerservices@msdelta.edu".

- Enter your student ID number**, then tab to the SSN field. ****If you do not know your student ID number, skip to here for instructions.....**
- Enter the last four digits of your Social Security number, then tab to the Date of Birth field.
- Enter your date of birth in the following format – mm/dd/yyyy, then tab TWICE to the Zip Code field.
- Enter the zip code of the MAILING address you last submitted to MDCC.
- Click the **“Proceed to Policy Acceptance and Reset Password”** button.

- ****If you do not know your student ID number, click the “Do not know your Student ID?” button.**

Mississippi Delta Community College
Password Reset

Student ID [Ⓜ] e.g., D00123456

Last four digits of SSN [Ⓜ]

Date of Birth MM/DD/YYYY

Mailing Zip Code [Ⓜ]

[Proceed to Policy Acceptance and Reset Password ↗](#)

Do not know your Student ID? -3]

For Assistance Contact the Help Desk @ 662-246-6330 or computerservices@msdelta.edu

- Enter your full Social Security number. Do not key any punctuation; only the numbers. Tab to the Date of Birth field.
- Enter your date of birth in the following format – mm/dd/yyyy, then tab TWICE to the Zip Code field.
- Enter the zip code of the MAILING address you last submitted to MDCC.
- Click the **“Proceed to Policy Acceptance and Reset Password”** button.

Mississippi Delta Community College
Password Reset

Social Security Number

Date of Birth MM/DD/YYYY

Mailing Zip Code [Ⓜ]

[Proceed to Policy Acceptance and Reset Password ↗](#)

[Cancel ↗](#)

For Assistance Contact the Help Desk @ 662-246-6330 or computerservices@msdelta.edu

- If you have any college policies that you have not previously accepted, you will need to click the “Click Here to Accept Policy” link as shown below.

Mississippi Delta Community College
Password Reset

View/Accept Policy	College Policy	Date Of Acceptance	Acceptance Status
Click Here to Accept Policy	F96638724/MSDelta Computer Use Agreement (revised 2018-07).pdf	28-JAN-19	Not Accepted

1 - 1

Policies that have been Accepted

You have not accepted any college policy.

Please make note of the username and password for your records. You will need this information to access the portal.

- The password cannot contain the user's account name or parts of the user's full name
- The password must be at least 8 characters in length
- The password must contain an uppercase character, a lowercase character and a numeric character

- To proceed, you must read and accept the Computer Use Agreement policy.
- Click the “View Policy” link.

[×](#)

College Policy Details

If you agree to honor the college policy as defined in the attachment below click the "I Agree to Accept this College Policy"

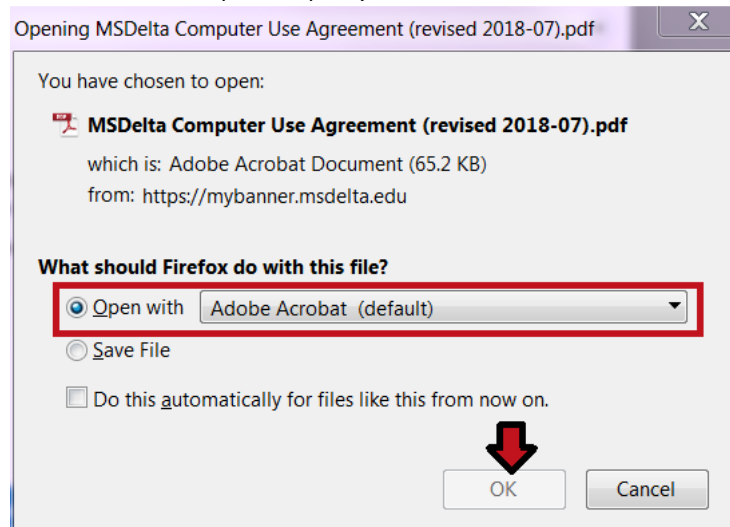
College Policy: F96638724/MSDelta Computer Use Agreement (revised 2018-07).pdf

View / Download: [View Policy](#)

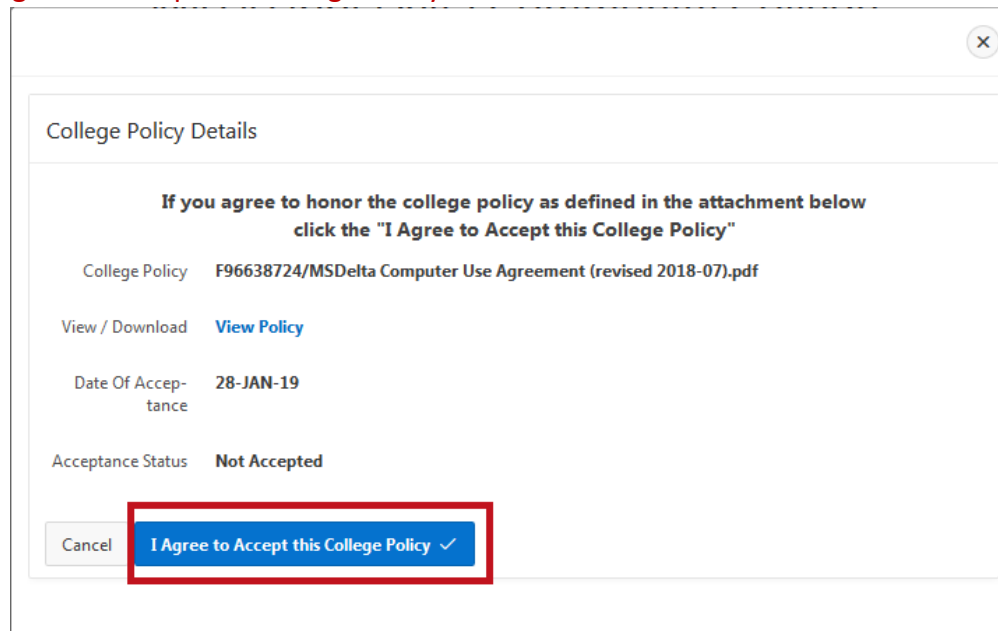
Date Of Acceptance: 28-JAN-19

Acceptance Status: **Not Accepted**

- When prompted with the dialog box below, you can select **“Open with Adobe Acrobat”** and click the **OK** button. **NOTE: you must have Adobe Acrobat reader installed to open the policy.*



- Once you have read and agree to the terms of this, you may close the PDF document and return to the College Policy Details box and click the **“I Agree to Accept this College Policy”** button.



- Once the policy has been accepted, you will be presented with the following screen to reset your password. **NOTE: It is VERY IMPORTANT that you make note of your Portal Login name AND your password because this is what you will use to log in to the MyDelta portal!**

✓ Action Processed. ×

Mississippi Delta Community College

Password Reset

There are no additional policies that have not been accepted.

Policies that have been Accepted

View	College Policy	Date Of Acceptance	Acceptance Status
View	F96638724/MSDelta Computer Use Agreement (revised 2018-07).pdf	28-JAN-19	Accepted

1 - 1

Please make note of the username and password for your records. You will need this information to access the portal.

- The password cannot contain the user's account name or parts of the user's full name
- The password must be at least 8 characters in length
- The password must contain an uppercase character, a lowercase character and a numeric character

Portal Login: testuser22

Enter Password:

Confirm Password:

Save Password

- After you have made note of your Portal Login name, enter your new password in the “Enter Password” prompt box and in the “Confirm Password” box. *Password must be at least 8 positions in length, must contain an upper case, a lower case letter and a numeric character.*
- Click the “Save Password” button.
- When the password is reset successfully, you’ll receive the following message box. Within about 10 seconds, you should then be forwarded to the MyDelta Portal log in screen, or you can click the link provided to go to the portal log in screen.

Mississippi Delta Community College

Password Reset

Your password has now been reset. If you would like to continue to the portal click below.
You will be forwarded there in 10 seconds.

[MyPortal - MSDelta](#)