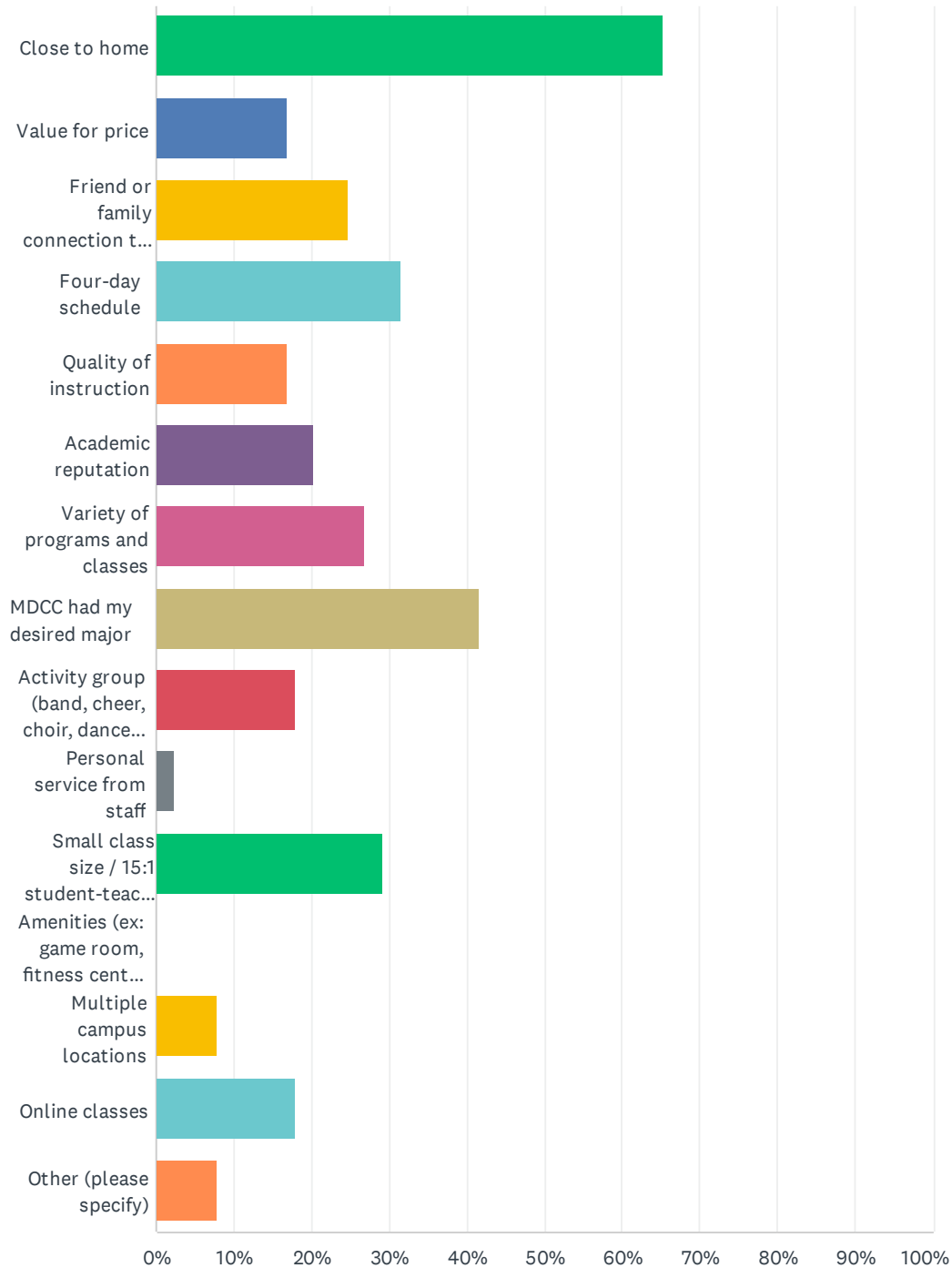


# Q1 I chose to attend MDCC for the following reason(s):(select all that apply)

Answered: 89 Skipped: 0

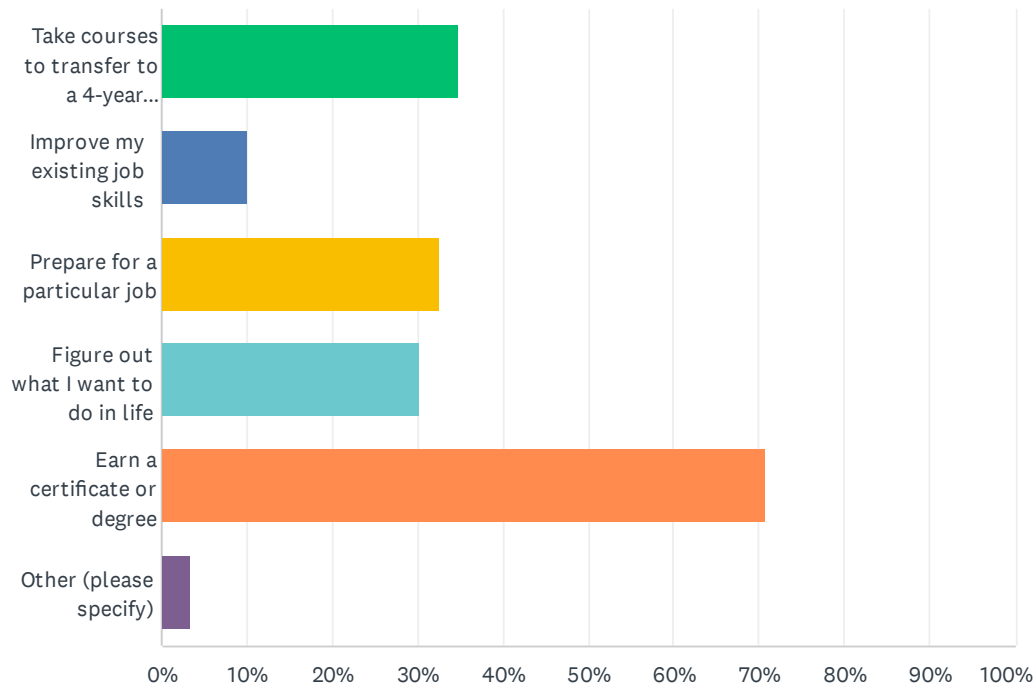


# MDCC | Graduating Student Survey

ANSWER CHOICES	RESPONSES	
Close to home	65.17%	58
Value for price	16.85%	15
Friend or family connection to MDCC	24.72%	22
Four-day schedule	31.46%	28
Quality of instruction	16.85%	15
Academic reputation	20.22%	18
Variety of programs and classes	26.97%	24
MDCC had my desired major	41.57%	37
Activity group (band, cheer, choir, dance, sport)	17.98%	16
Personal service from staff	2.25%	2
Small class size / 15:1 student-teacher ratio	29.21%	26
Amenities (ex: game room, fitness center, bikeshare)	0.00%	0
Multiple campus locations	7.87%	7
Online classes	17.98%	16
Other (please specify)	7.87%	7
Total Respondents: 89		

## Q2 When I first enrolled at MDCC, I wanted to... (select all that apply)

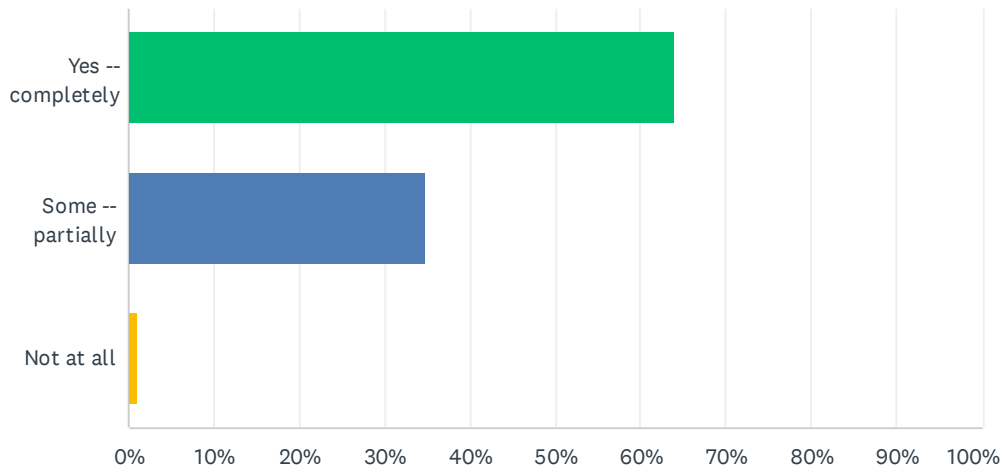
Answered: 89 Skipped: 0



ANSWER CHOICES	RESPONSES	
Take courses to transfer to a 4-year college/university	34.83%	31
Improve my existing job skills	10.11%	9
Prepare for a particular job	32.58%	29
Figure out what I want to do in life	30.34%	27
Earn a certificate or degree	70.79%	63
Other (please specify)	3.37%	3
Total Respondents: 89		

### Q3 I accomplished my goals for attending MDCC.

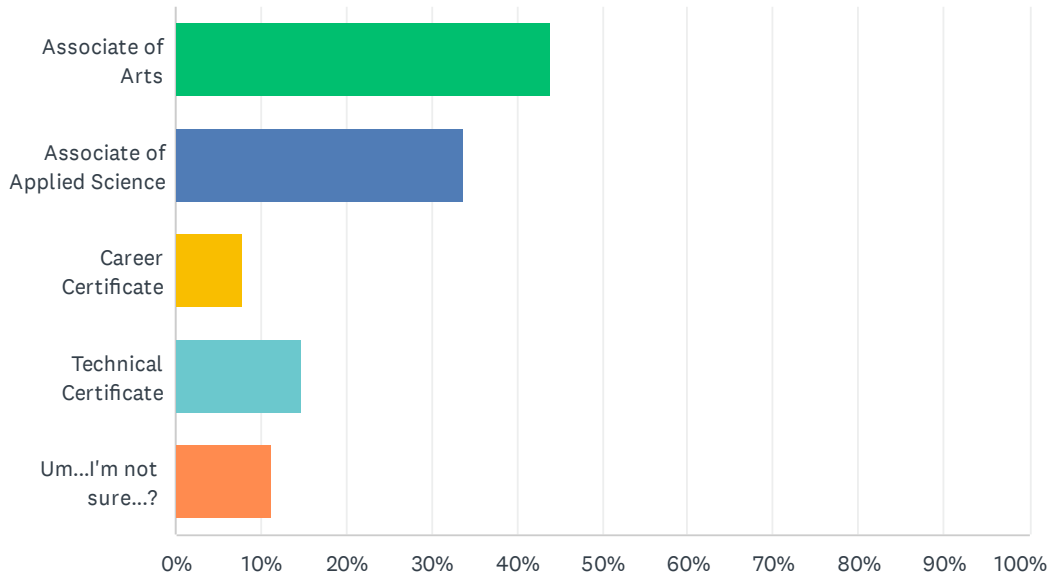
Answered: 89   Skipped: 0



ANSWER CHOICES	RESPONSES	
Yes -- completely	64.04%	57
Some -- partially	34.83%	31
Not at all	1.12%	1
TOTAL		89

## Q4 What type(s) of credential will you earn at graduation? (check all that apply)

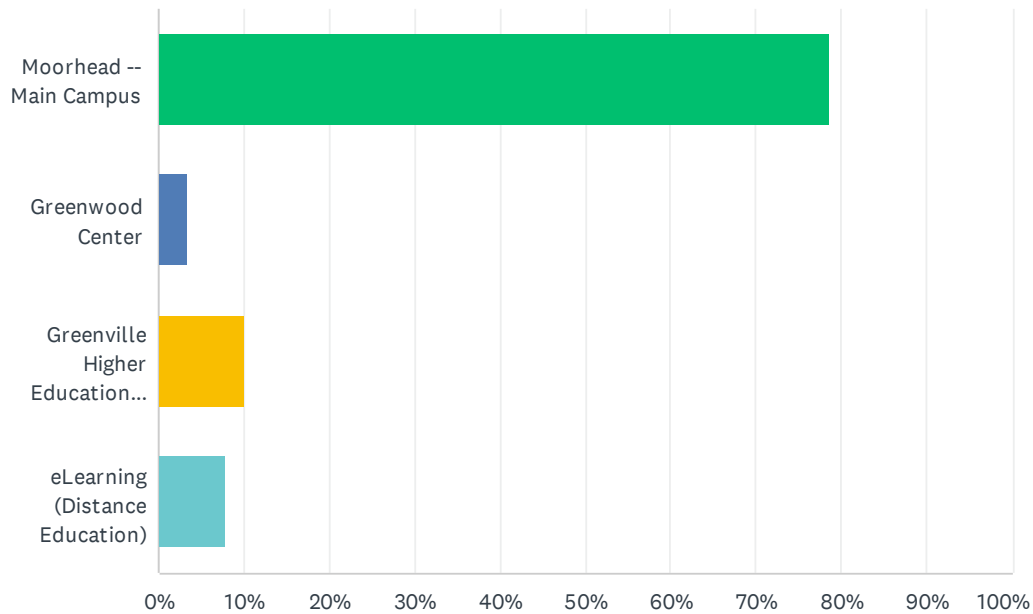
Answered: 89 Skipped: 0



ANSWER CHOICES	RESPONSES	
Associate of Arts	43.82%	39
Associate of Applied Science	33.71%	30
Career Certificate	7.87%	7
Technical Certificate	14.61%	13
Um...I'm not sure...?	11.24%	10
Total Respondents: 89		

## Q5 Where have you taken the majority of your courses ?

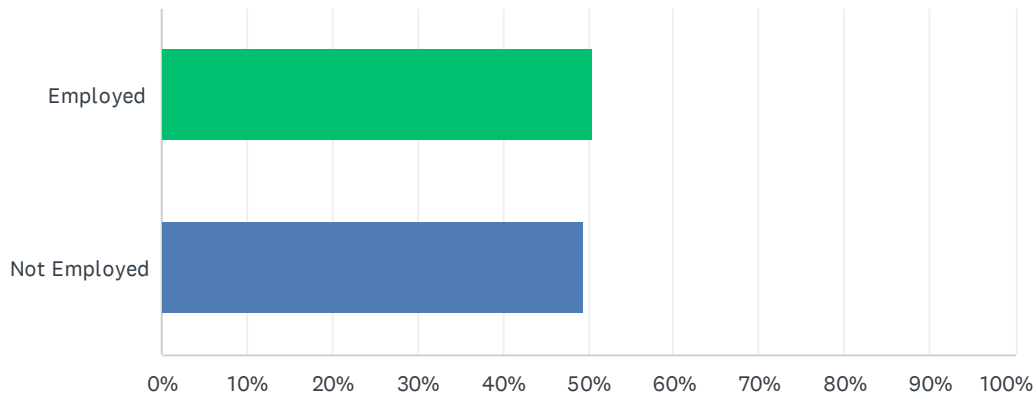
Answered: 89   Skipped: 0



ANSWER CHOICES	RESPONSES	
Moorhead -- Main Campus	78.65%	70
Greenwood Center	3.37%	3
Greenville Higher Education Center	10.11%	9
eLearning (Distance Education)	7.87%	7
TOTAL		89

## Q6 While attending MDCC, what was your employment status typically?

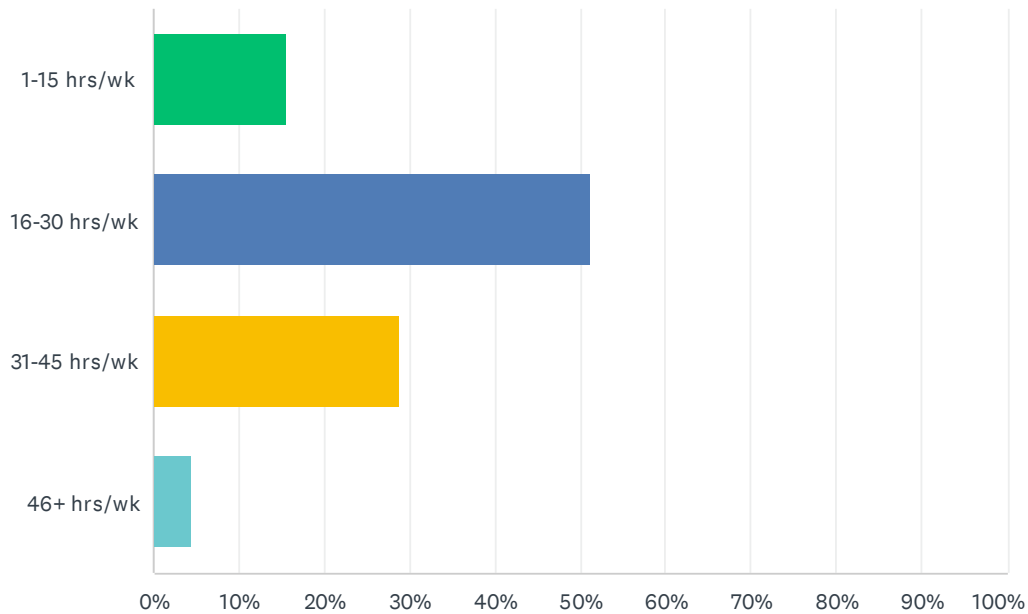
Answered: 89 Skipped: 0



ANSWER CHOICES	RESPONSES	
Employed	50.56%	45
Not Employed	49.44%	44
TOTAL		89

## Q7 On average, about how many hours did you work per week?

Answered: 45   Skipped: 44

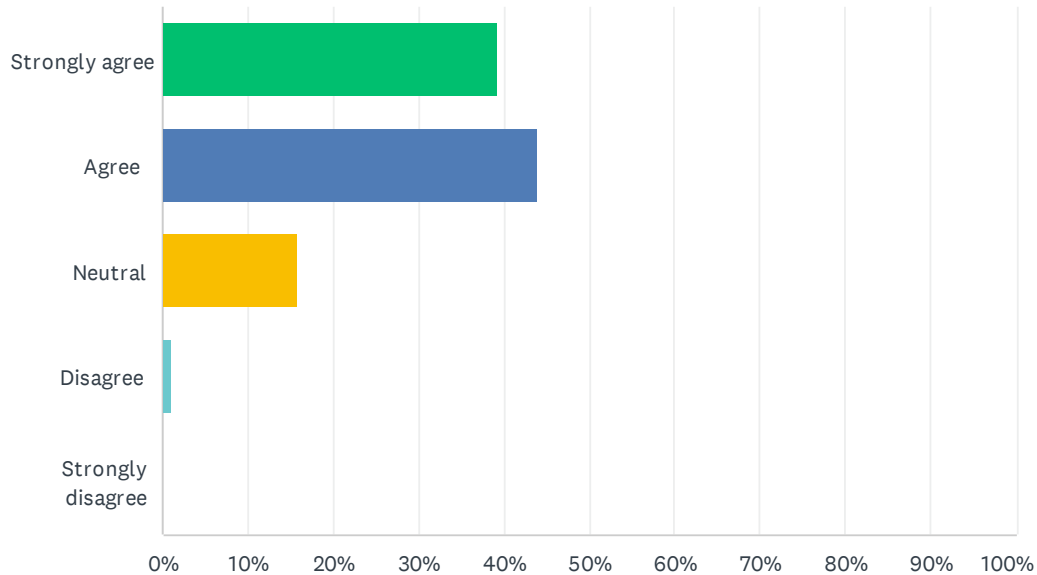


ANSWER CHOICES	RESPONSES	
1-15 hrs/wk	15.56%	7
16-30 hrs/wk	51.11%	23
31-45 hrs/wk	28.89%	13
46+ hrs/wk	4.44%	2
TOTAL		45



## Q8 I am better at analyzing facts and drawing conclusions now than I was before beginning my program at MDCC.

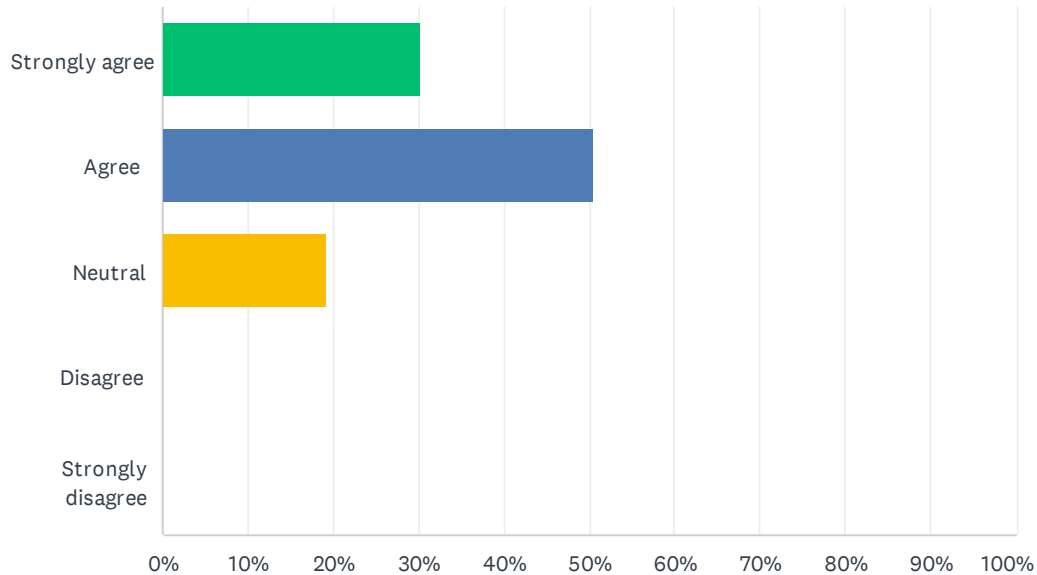
Answered: 89 Skipped: 0



ANSWER CHOICES	RESPONSES	
Strongly agree	39.33%	35
Agree	43.82%	39
Neutral	15.73%	14
Disagree	1.12%	1
Strongly disagree	0.00%	0
TOTAL		89

## Q9 I am better at reading and using written text now than I was before beginning my program at MDCC.

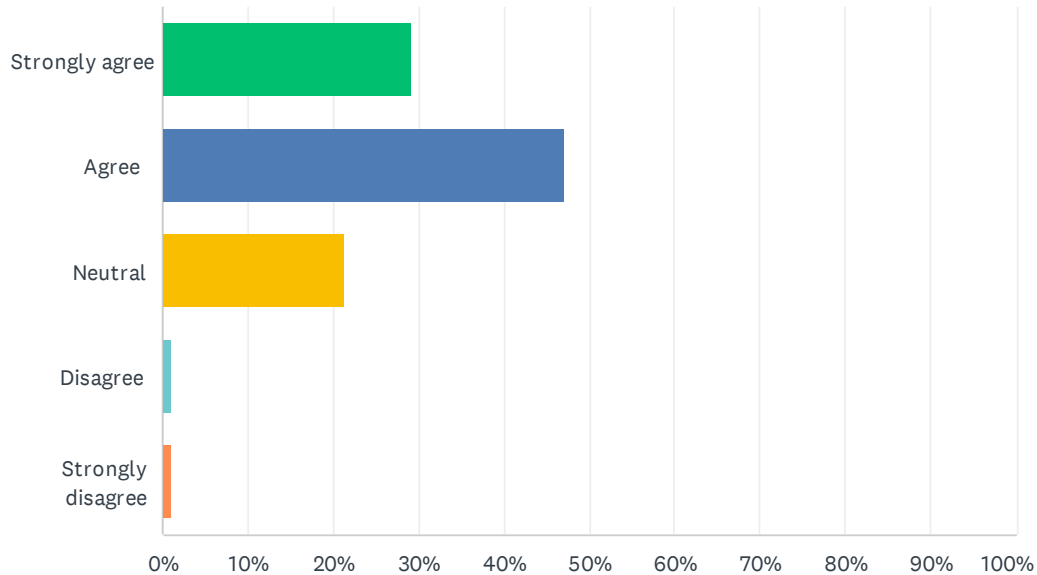
Answered: 89 Skipped: 0



ANSWER CHOICES	RESPONSES	
Strongly agree	30.34%	27
Agree	50.56%	45
Neutral	19.10%	17
Disagree	0.00%	0
Strongly disagree	0.00%	0
TOTAL		89

## Q10 I am better at interpreting graphic information and problem-solving now than I was before beginning my program at MDCC.

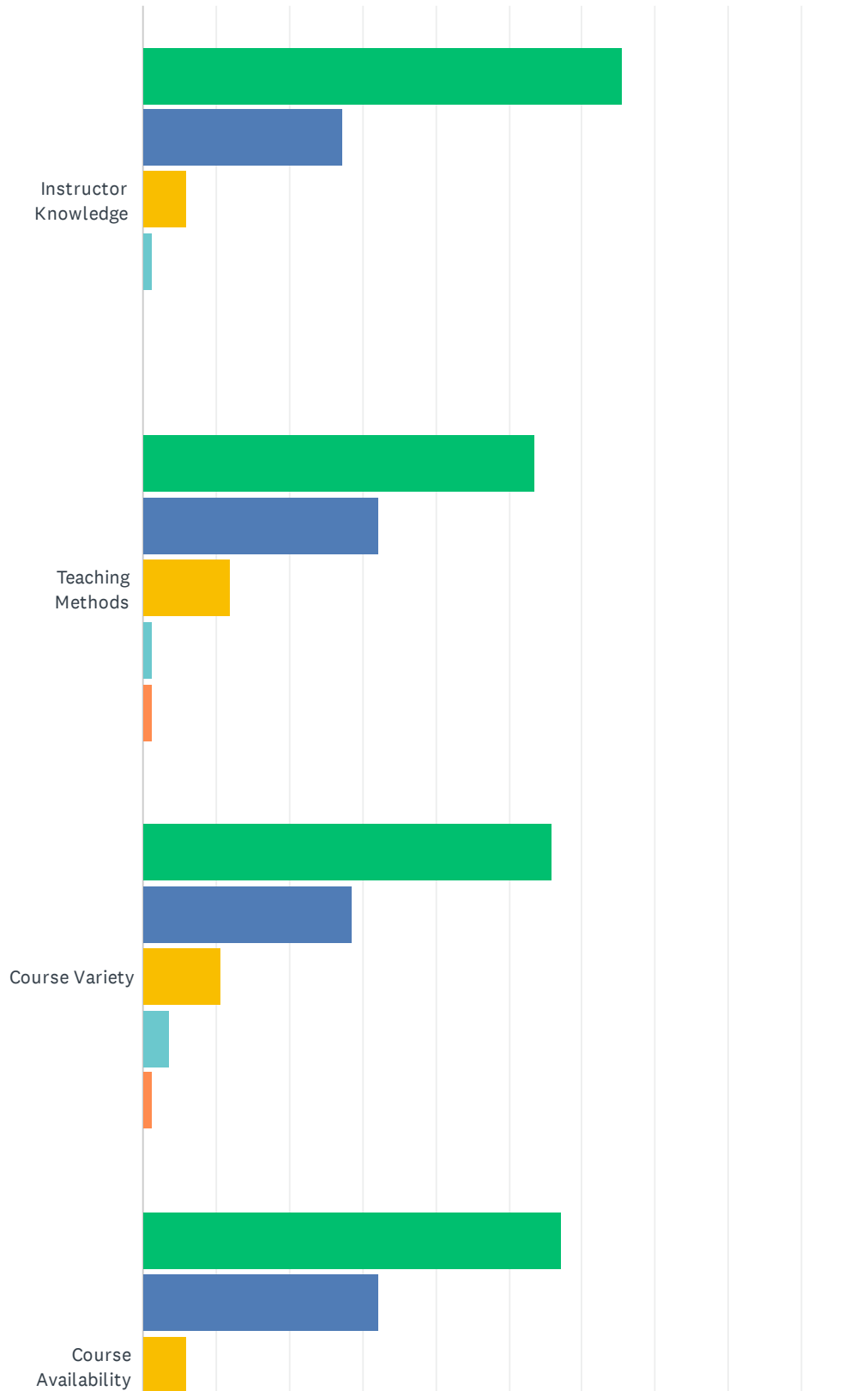
Answered: 89 Skipped: 0

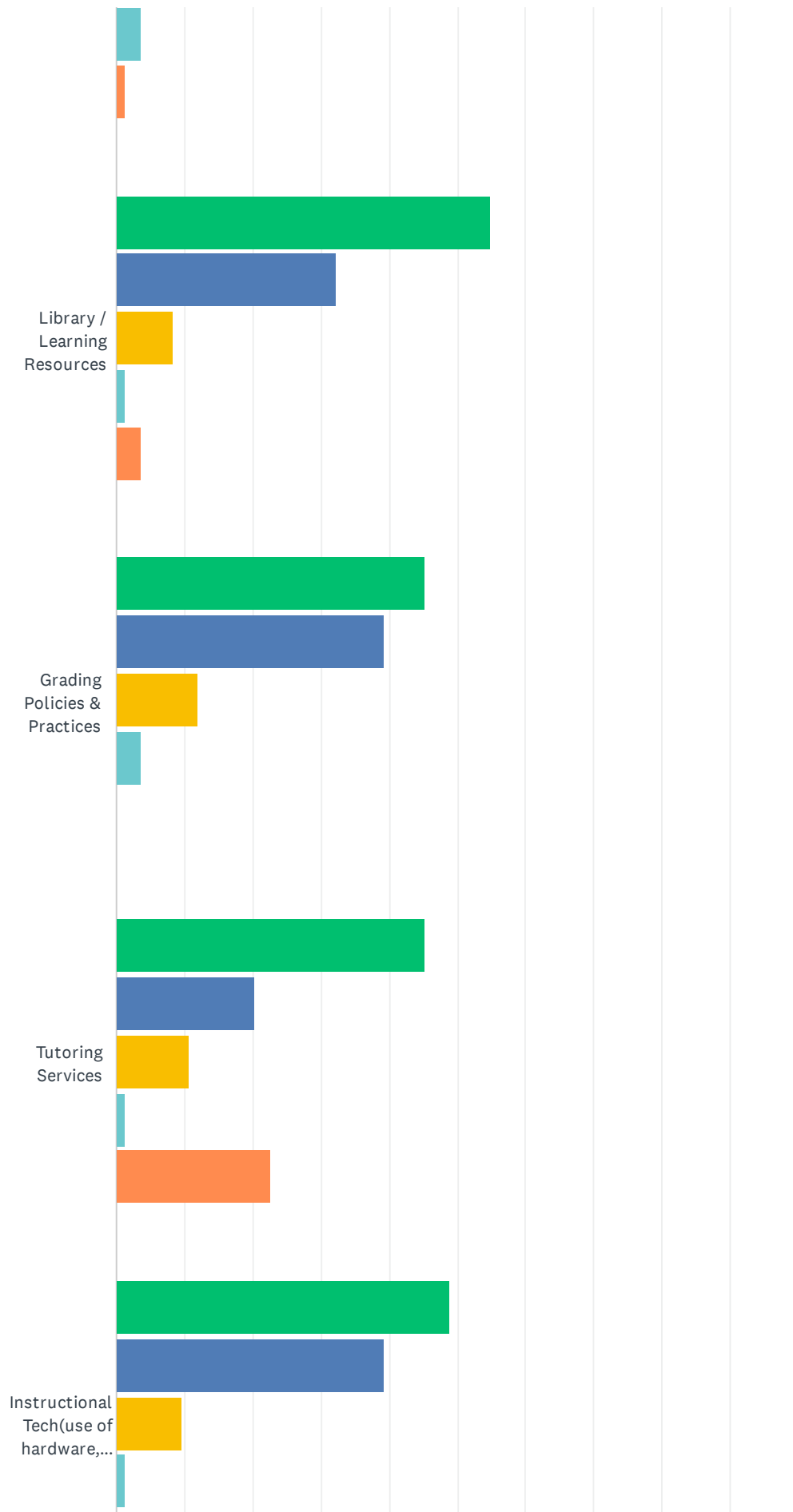


ANSWER CHOICES	RESPONSES	
Strongly agree	29.21%	26
Agree	47.19%	42
Neutral	21.35%	19
Disagree	1.12%	1
Strongly disagree	1.12%	1
TOTAL		89

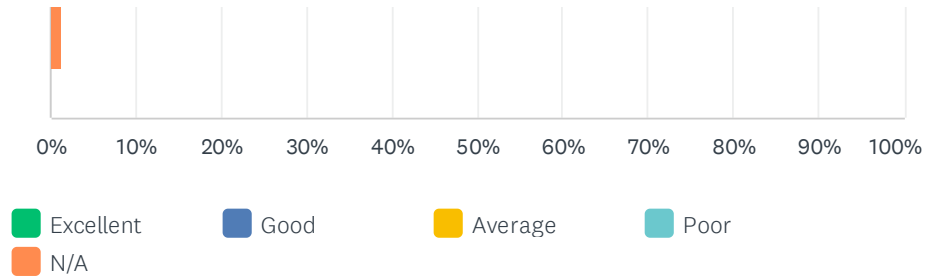
## Q11 Please rate the quality of your program of study and academic support services:

Answered: 84 Skipped: 5





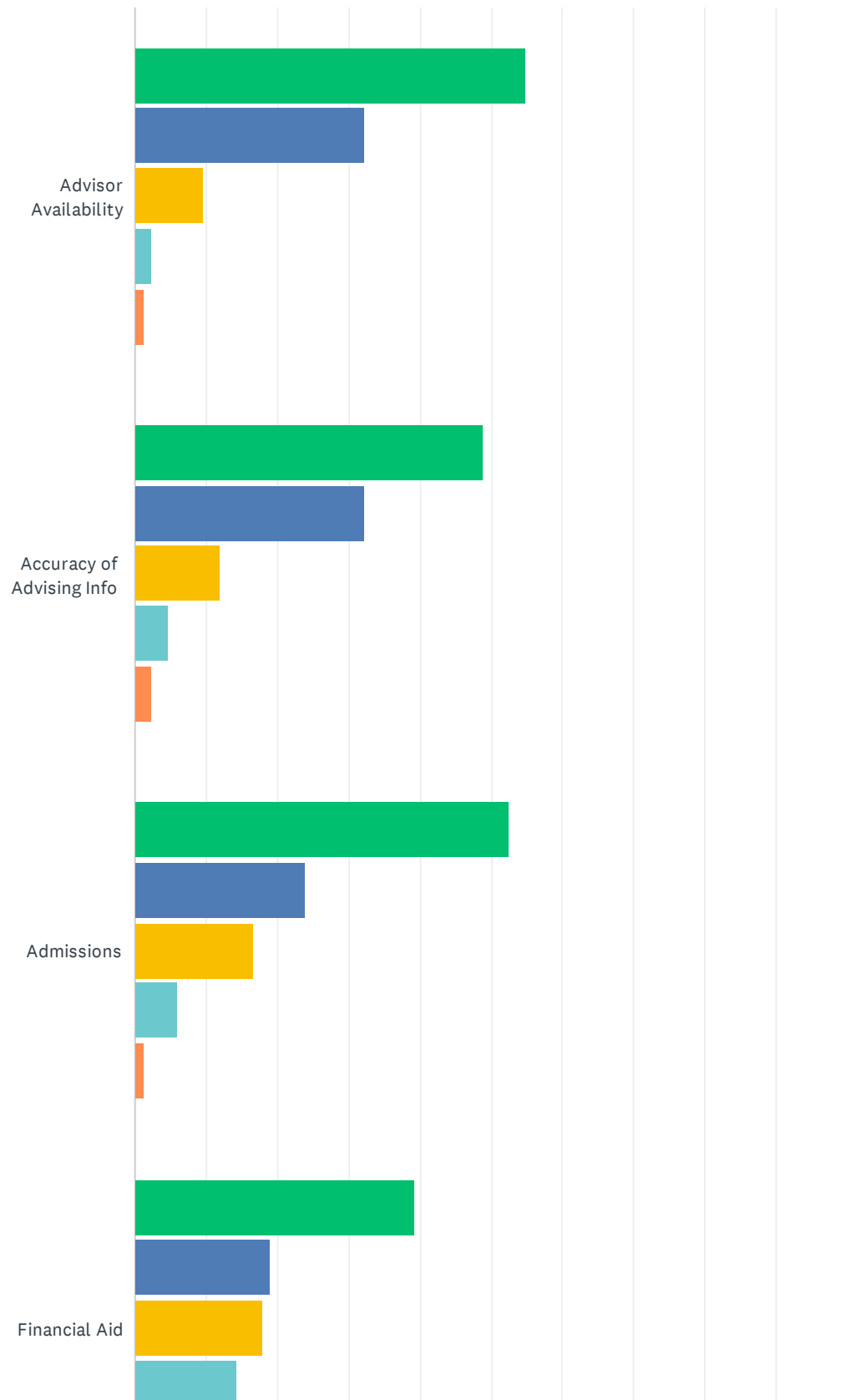
# MDCC | Graduating Student Survey



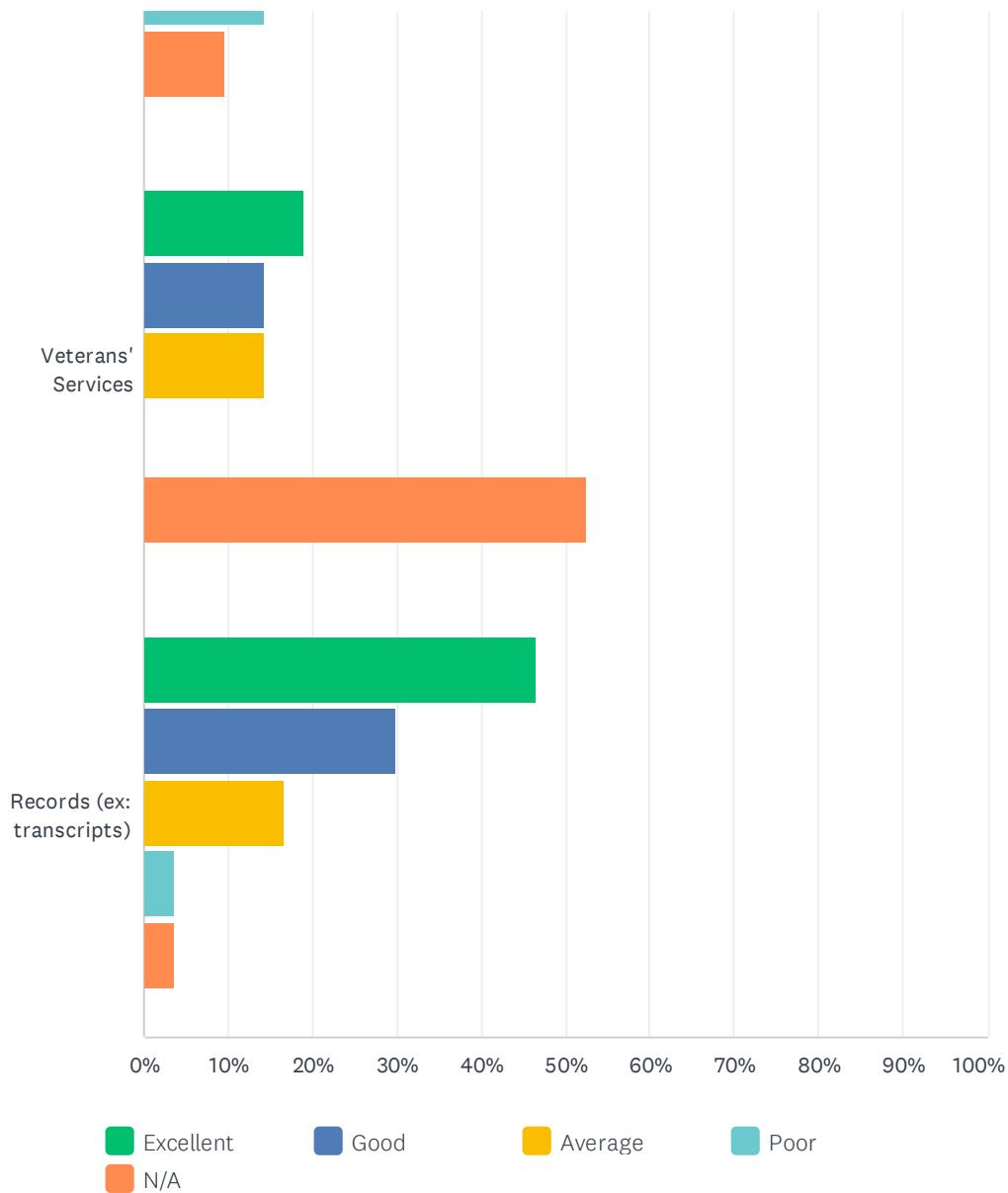
	EXCELLENT	GOOD	AVERAGE	POOR	N/A	TOTAL	WEIGHTED AVERAGE
Instructor Knowledge	65.48% 55	27.38% 23	5.95% 5	1.19% 1	0.00% 0	84	3.57
Teaching Methods	53.57% 45	32.14% 27	11.90% 10	1.19% 1	1.19% 1	84	3.40
Course Variety	55.95% 47	28.57% 24	10.71% 9	3.57% 3	1.19% 1	84	3.39
Course Availability	57.14% 48	32.14% 27	5.95% 5	3.57% 3	1.19% 1	84	3.45
Library / Learning Resources	54.76% 46	32.14% 27	8.33% 7	1.19% 1	3.57% 3	84	3.46
Grading Policies & Practices	45.24% 38	39.29% 33	11.90% 10	3.57% 3	0.00% 0	84	3.26
Tutoring Services	45.24% 38	20.24% 17	10.71% 9	1.19% 1	22.62% 19	84	3.42
Instructional Tech(use of hardware, software, and web-based resources to assist learning)	48.81% 41	39.29% 33	9.52% 8	1.19% 1	1.19% 1	84	3.37

## Q12 Please rate the quality of these enrollment services:

Answered: 84 Skipped: 5



# MDCC | Graduating Student Survey

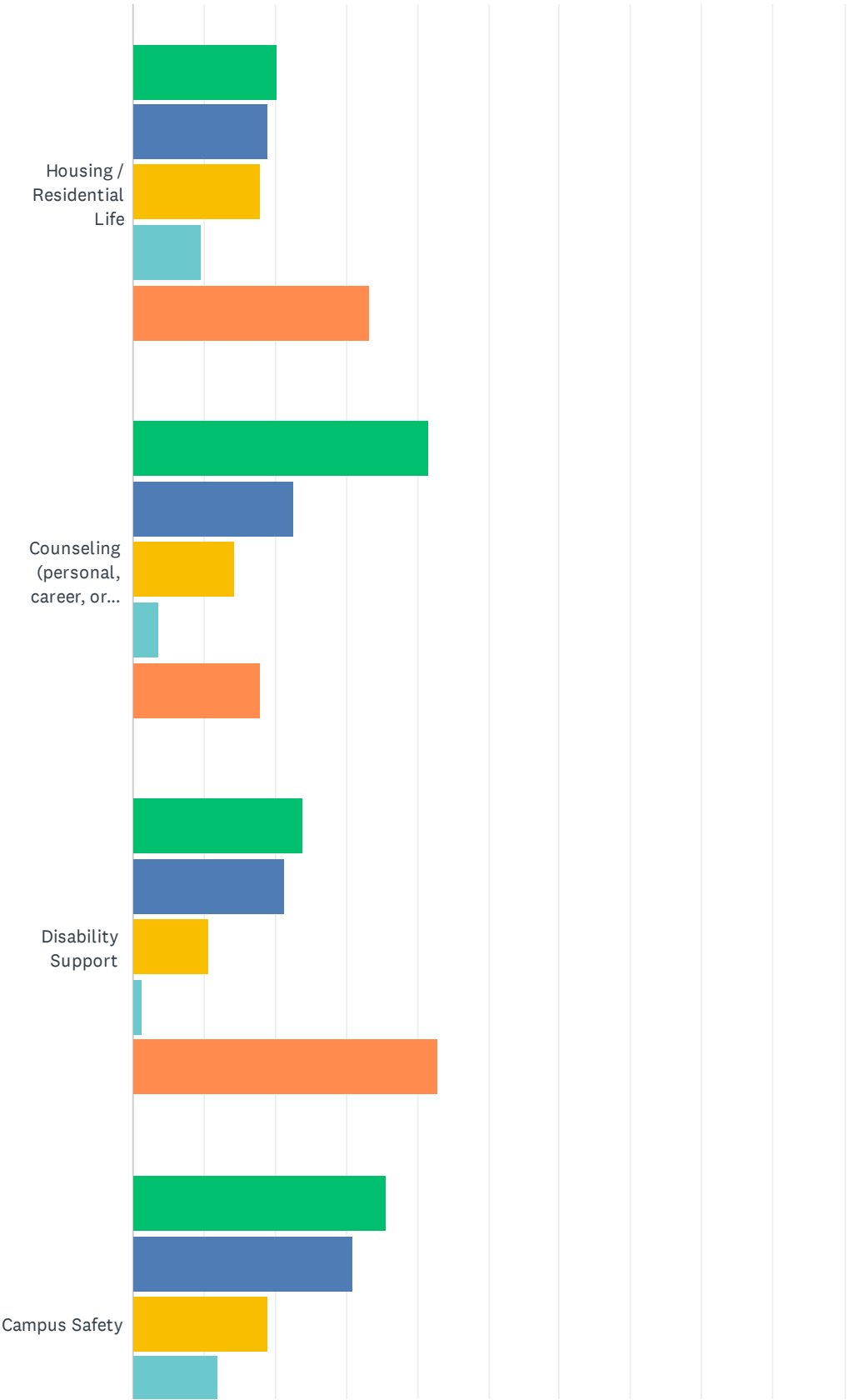


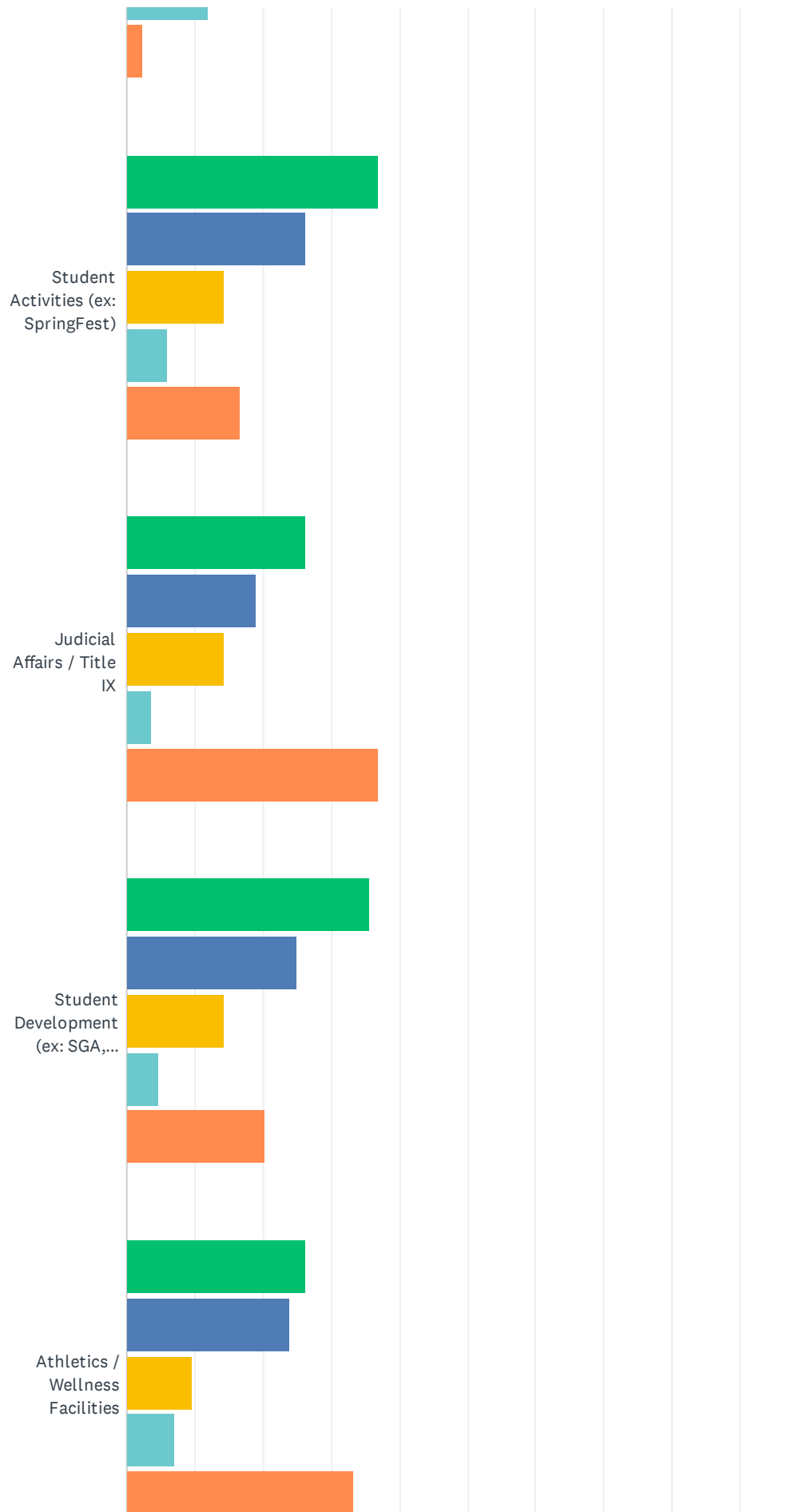
	EXCELLENT	GOOD	AVERAGE	POOR	N/A	TOTAL	WEIGHTED AVERAGE
Advisor Availability	54.76% 46	32.14% 27	9.52% 8	2.38% 2	1.19% 1	84	3.41
Accuracy of Advising Info	48.81% 41	32.14% 27	11.90% 10	4.76% 4	2.38% 2	84	3.28
Admissions	52.38% 44	23.81% 20	16.67% 14	5.95% 5	1.19% 1	84	3.24
Financial Aid	39.29% 33	19.05% 16	17.86% 15	14.29% 12	9.52% 8	84	2.92
Veterans' Services	19.05% 16	14.29% 12	14.29% 12	0.00% 0	52.38% 44	84	3.10
Records (ex: transcripts)	46.43% 39	29.76% 25	16.67% 14	3.57% 3	3.57% 3	84	3.23




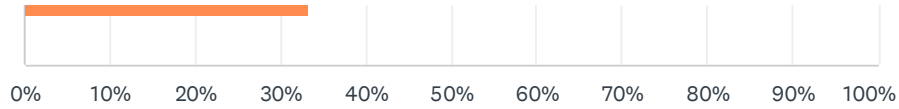
Q13 Please rate the quality of these student services:

Answered: 84    Skipped: 5





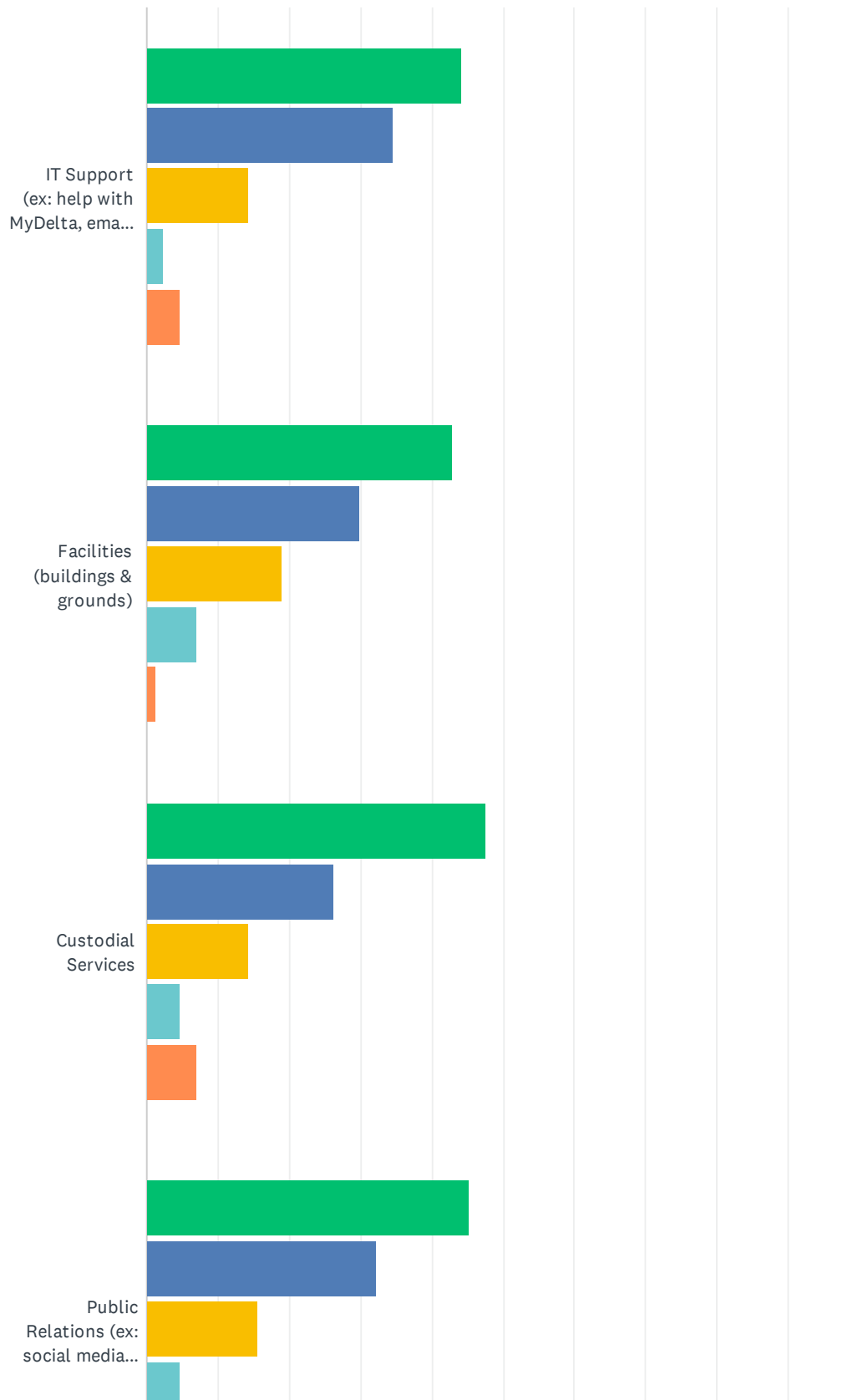
# MDCC | Graduating Student Survey



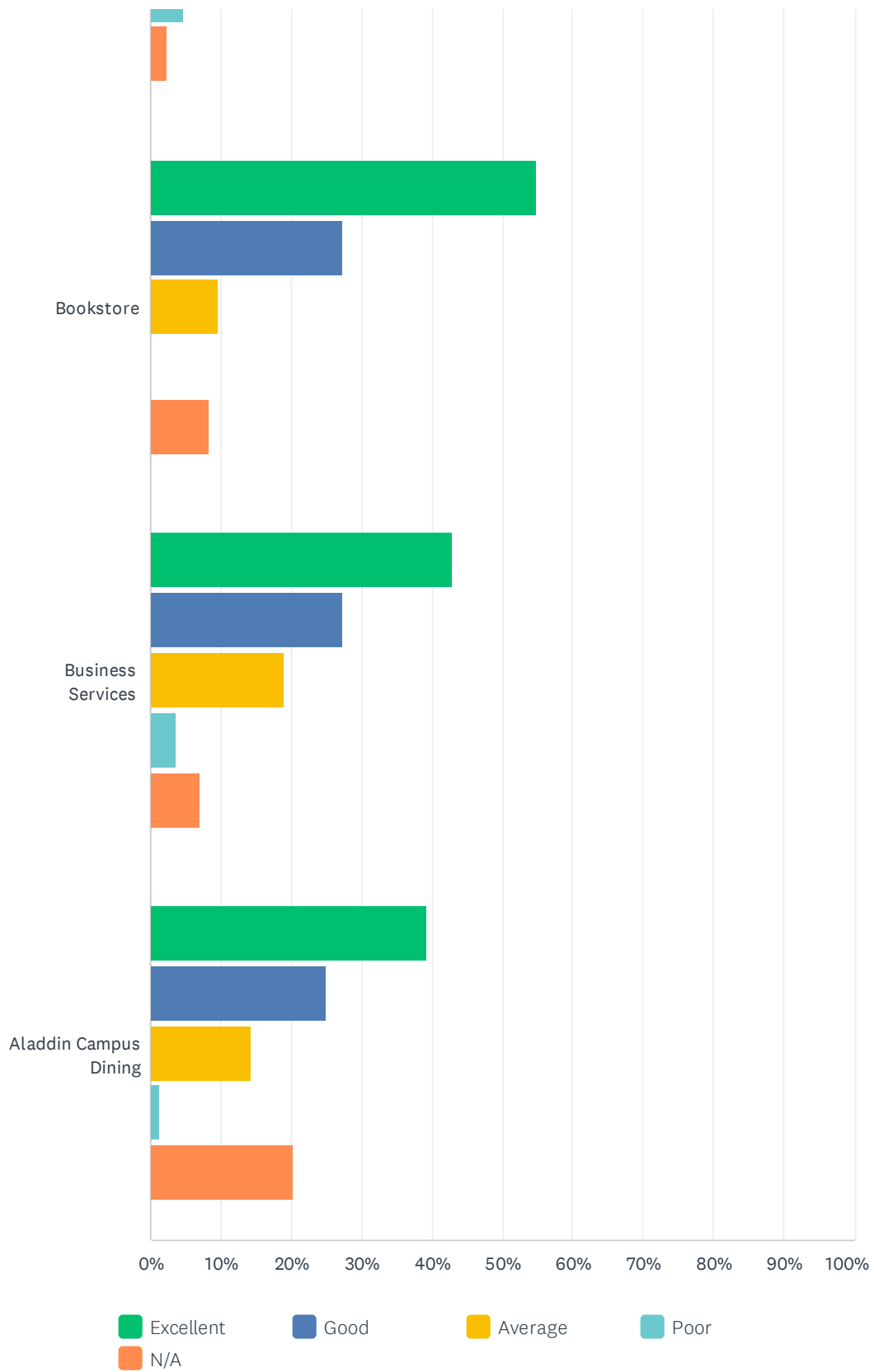
	EXCELLENT	GOOD	AVERAGE	POOR	N/A	TOTAL	WEIGHTED AVERAGE
Housing / Residential Life	20.24% 17	19.05% 16	17.86% 15	9.52% 8	33.33% 28	84	2.75
Counseling (personal, career, or academic)	41.67% 35	22.62% 19	14.29% 12	3.57% 3	17.86% 15	84	3.25
Disability Support	23.81% 20	21.43% 18	10.71% 9	1.19% 1	42.86% 36	84	3.19
Campus Safety	35.71% 30	30.95% 26	19.05% 16	11.90% 10	2.38% 2	84	2.93
Student Activities (ex: SpringFest)	36.90% 31	26.19% 22	14.29% 12	5.95% 5	16.67% 14	84	3.13
Judicial Affairs / Title IX	26.19% 22	19.05% 16	14.29% 12	3.57% 3	36.90% 31	84	3.08
Student Development (ex: SGA, clubs)	35.71% 30	25.00% 21	14.29% 12	4.76% 4	20.24% 17	84	3.15
Athletics / Wellness Facilities	26.19% 22	23.81% 20	9.52% 8	7.14% 6	33.33% 28	84	3.04

## Q14 Please rate the quality of these administrative services:

Answered: 84 Skipped: 5



# MDCC | Graduating Student Survey

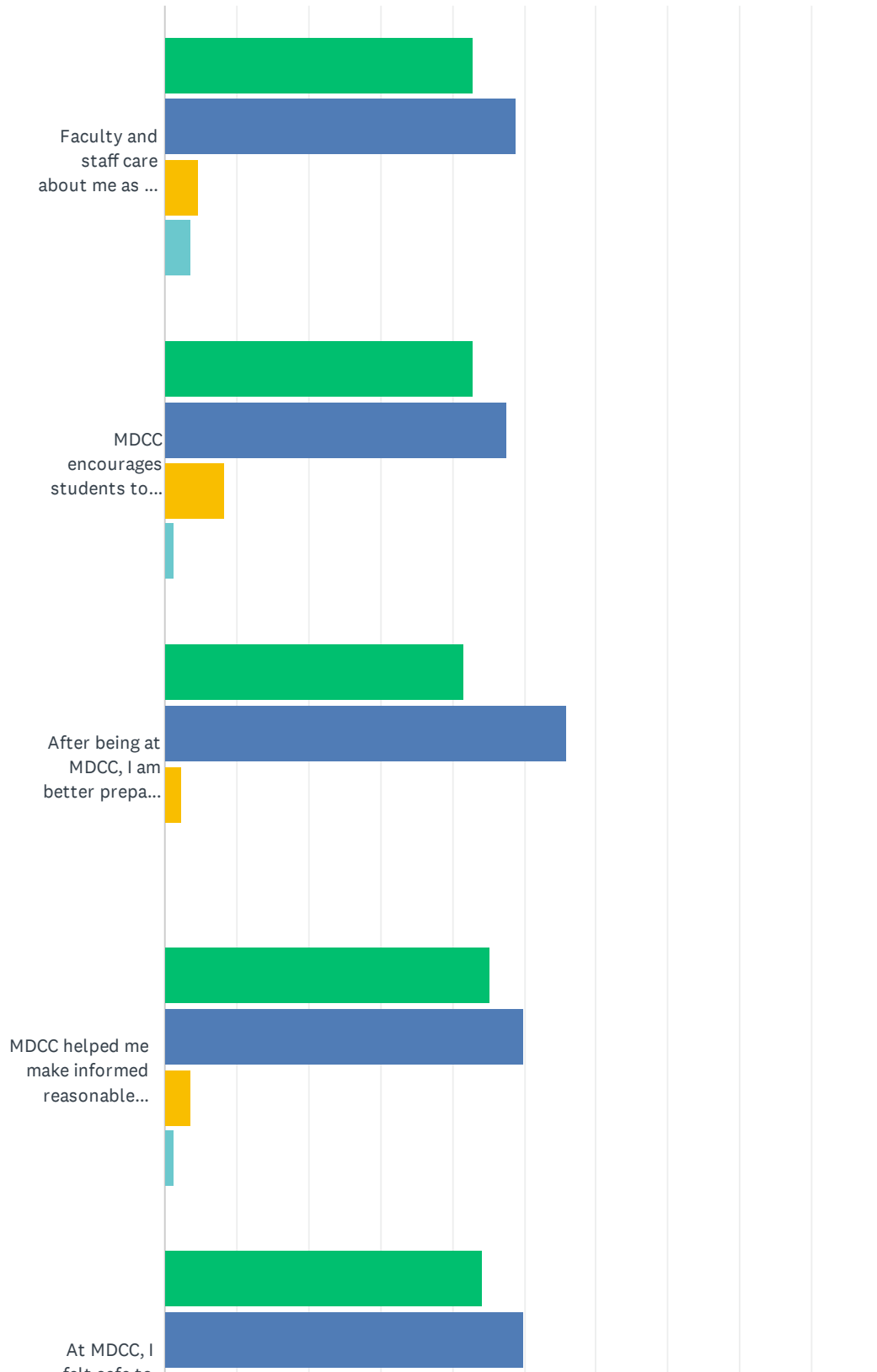


# MDCC | Graduating Student Survey

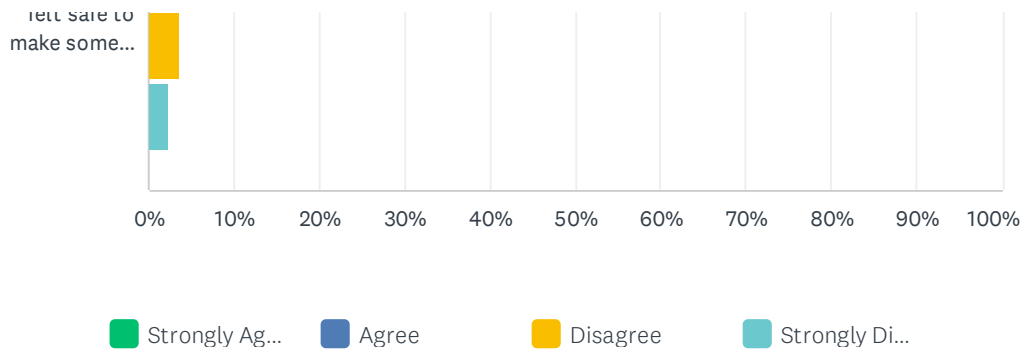
	EXCELLENT	GOOD	AVERAGE	POOR	N/A	TOTAL	WEIGHTED AVERAGE
IT Support (ex: help with MyDelta, email, etc.)	44.05% 37	34.52% 29	14.29% 12	2.38% 2	4.76% 4	84	3.26
Facilities (buildings & grounds)	42.86% 36	29.76% 25	19.05% 16	7.14% 6	1.19% 1	84	3.10
Custodial Services	47.62% 40	26.19% 22	14.29% 12	4.76% 4	7.14% 6	84	3.26
Public Relations (ex: social media posts, campus alerts)	45.24% 38	32.14% 27	15.48% 13	4.76% 4	2.38% 2	84	3.21
Bookstore	54.76% 46	27.38% 23	9.52% 8	0.00% 0	8.33% 7	84	3.49
Business Services	42.86% 36	27.38% 23	19.05% 16	3.57% 3	7.14% 6	84	3.18
Aladdin Campus Dining	39.29% 33	25.00% 21	14.29% 12	1.19% 1	20.24% 17	84	3.28

## Q15 Please give your level of agreement with these statements about MDCC's overall learning environment:

Answered: 84 Skipped: 5



## MDCC | Graduating Student Survey

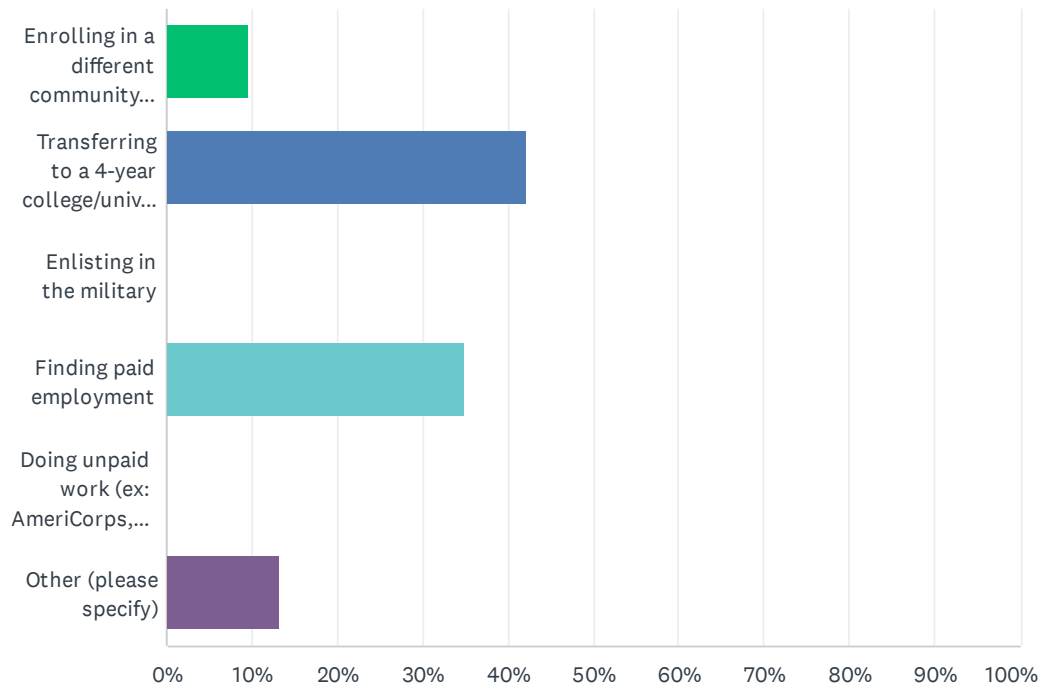


	STRONGLY AGREE	AGREE	DISAGREE	STRONGLY DISAGREE	TOTAL	WEIGHTED AVERAGE
Faculty and staff care about me as a person, not just as an MDCC student.	42.86% 36	48.81% 41	4.76% 4	3.57% 3	84	3.31
MDCC encourages students to work together and learn from each other.	42.86% 36	47.62% 40	8.33% 7	1.19% 1	84	3.32
After being at MDCC, I am better prepared to work with people of different social groups.	41.67% 35	55.95% 47	2.38% 2	0.00% 0	84	3.39
MDCC helped me make informed reasonable decisions about my goals.	45.24% 38	50.00% 42	3.57% 3	1.19% 1	84	3.39
At MDCC, I felt safe to make some mistakes and try new things.	44.05% 37	50.00% 42	3.57% 3	2.38% 2	84	3.36



## Q16 Within the next 3 to 4 months, what do you see yourself doing?

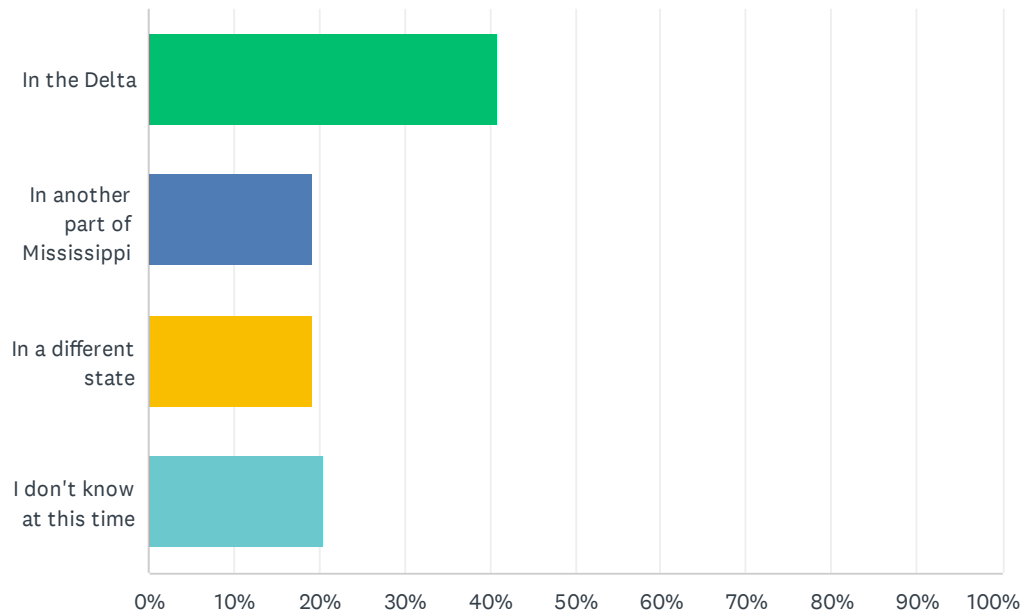
Answered: 83 Skipped: 6



ANSWER CHOICES	RESPONSES	
Enrolling in a different community college program	9.64%	8
Transferring to a 4-year college/university	42.17%	35
Enlisting in the military	0.00%	0
Finding paid employment	34.94%	29
Doing unpaid work (ex: AmeriCorps, helping family)	0.00%	0
Other (please specify)	13.25%	11
<b>TOTAL</b>		<b>83</b>

## Q17 Where do you expect to be living?

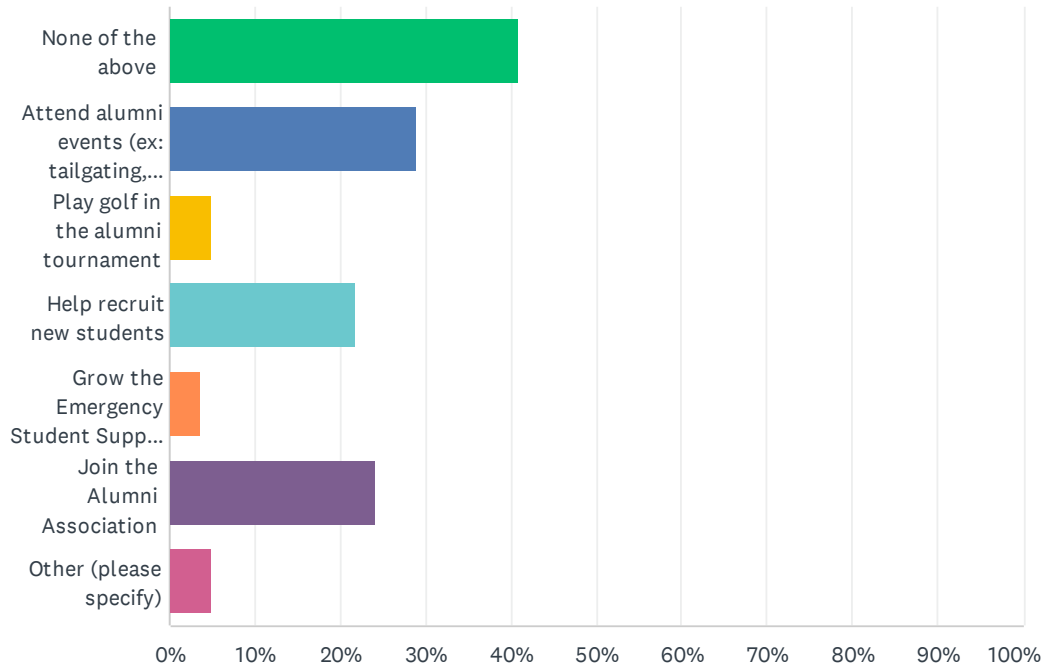
Answered: 83   Skipped: 6



ANSWER CHOICES	RESPONSES	
In the Delta	40.96%	34
In another part of Mississippi	19.28%	16
In a different state	19.28%	16
I don't know at this time	20.48%	17
TOTAL		83

## Q18 How would you like to continue your connection to MDCC? (select all that apply)

Answered: 83   Skipped: 6



ANSWER CHOICES	RESPONSES	
None of the above	40.96%	34
Attend alumni events (ex: tailgating, socials)	28.92%	24
Play golf in the alumni tournament	4.82%	4
Help recruit new students	21.69%	18
Grow the Emergency Student Support fund	3.61%	3
Join the Alumni Association	24.10%	20
Other (please specify)	4.82%	4
Total Respondents: 83		

Q19 If you had it to do over again, would you choose MDCC?

Answered: 83    Skipped: 6

4.0★

average rating



	NOT SO MUCH	(NO LABEL)	(NO LABEL)	(NO LABEL)	ABSOLUTELY!	TOTAL	WEIGHTED AVERAGE
☆	7.23% 6	2.41% 2	24.10% 20	15.66% 13	50.60% 42	83	4.00

## Q20 How likely are you to recommend MDCC to a friend?

Answered: 83   Skipped: 6

4.1★  
average rating



	NOT SO MUCH	(NO LABEL)	(NO LABEL)	(NO LABEL)	ABSOLUTELY!	TOTAL	WEIGHTED AVERAGE
☆	7.23% 6	1.20% 1	19.28% 16	18.07% 15	54.22% 45	83	4.11