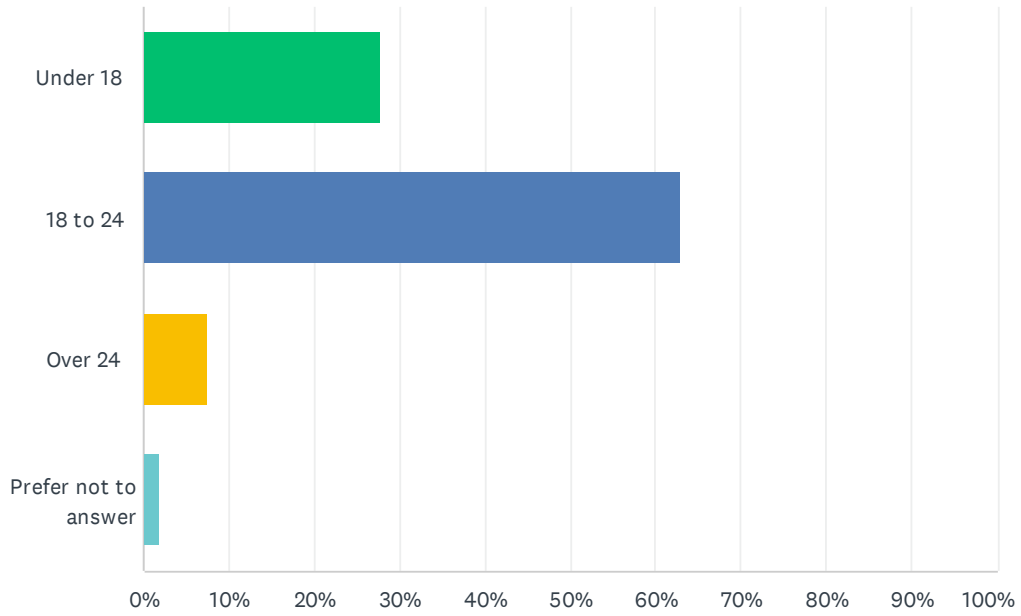


Q1 What is your age?

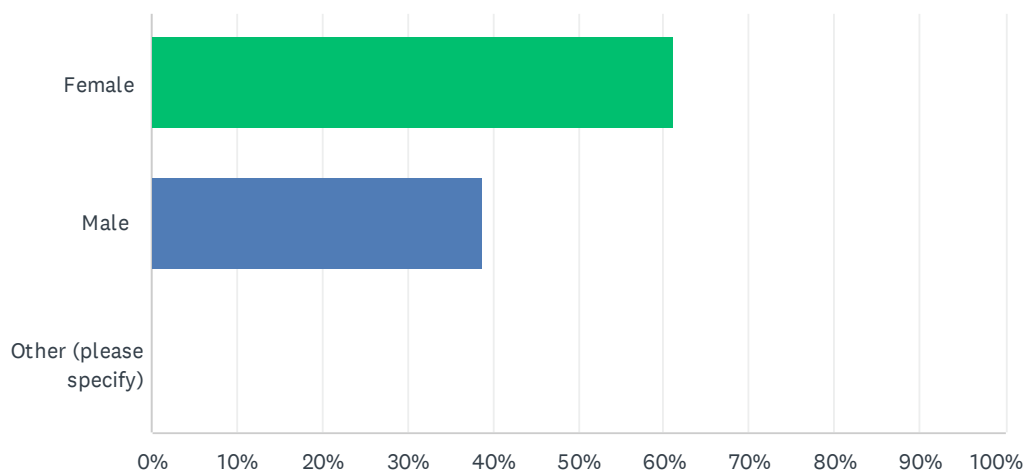
Answered: 54 Skipped: 0



ANSWER CHOICES	RESPONSES
Under 18	27.78% 15
18 to 24	62.96% 34
Over 24	7.41% 4
Prefer not to answer	1.85% 1
TOTAL	54

Q2 What is your gender?

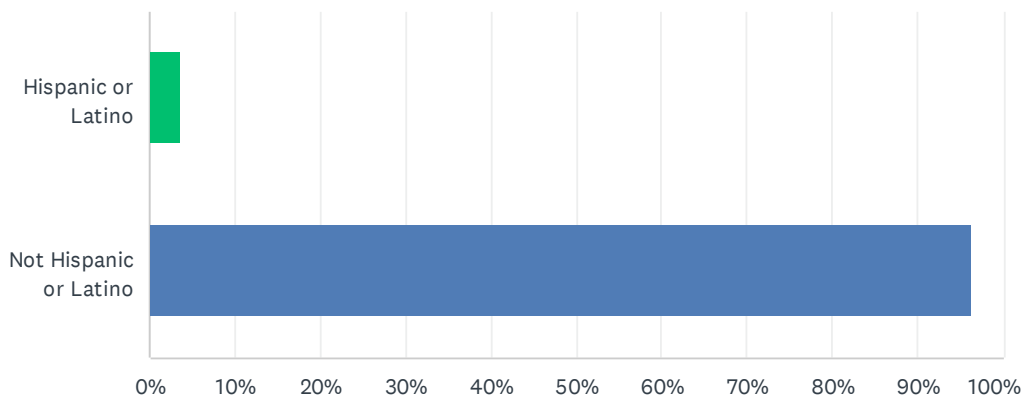
Answered: 54 Skipped: 0



ANSWER CHOICES	RESPONSES	
Female	61.11%	33
Male	38.89%	21
Other (please specify)	0.00%	0
TOTAL		54

Q3 What is your ethnicity*?*NCES classification

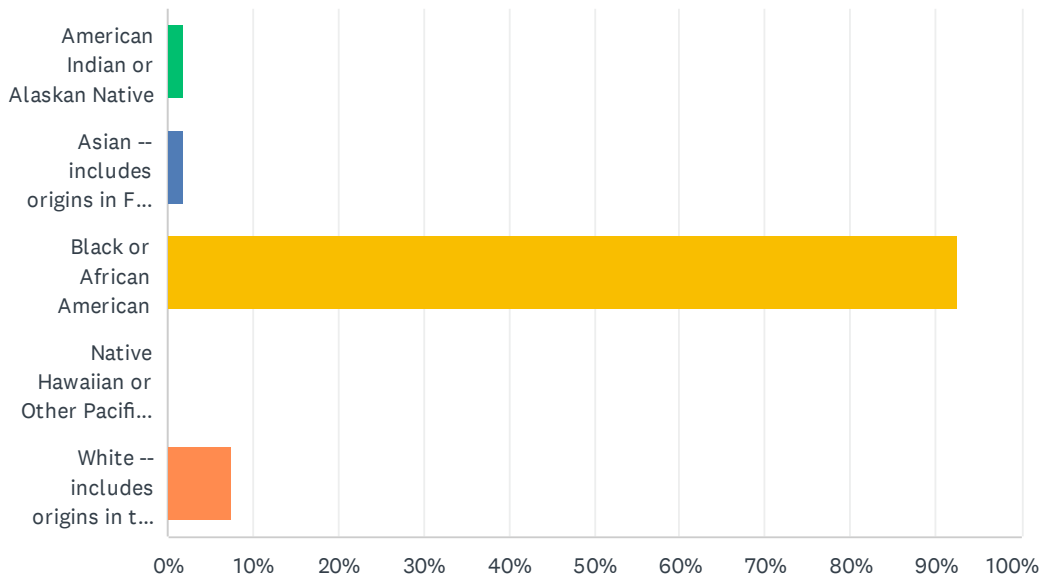
Answered: 54 Skipped: 0



ANSWER CHOICES	RESPONSES
Hispanic or Latino	3.70% 2
Not Hispanic or Latino	96.30% 52
TOTAL	54

Q4 What is your racial identity*? Select all that apply. *National Center for Education Statistics classifications

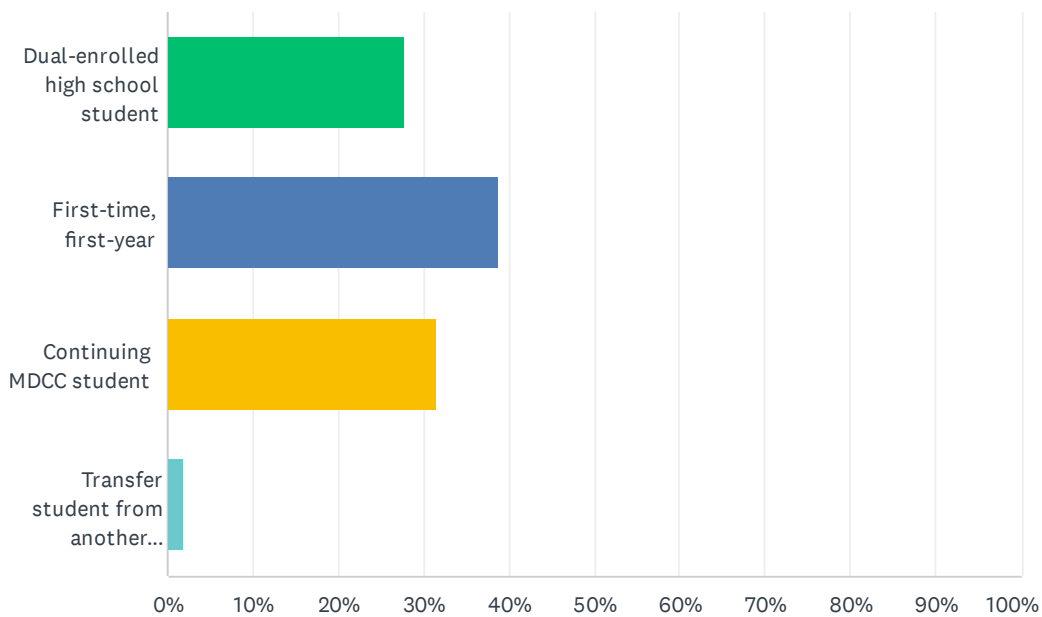
Answered: 54 Skipped: 0



ANSWER CHOICES	RESPONSES	
American Indian or Alaskan Native	1.85%	1
Asian -- includes origins in Far East, Southeast Asia, or Indian subcontinent	1.85%	1
Black or African American	92.59%	50
Native Hawaiian or Other Pacific Islander	0.00%	0
White -- includes origins in the Middle East, North Africa, or Southwest Asia	7.41%	4
Total Respondents: 54		

Q5 What type of student are you?

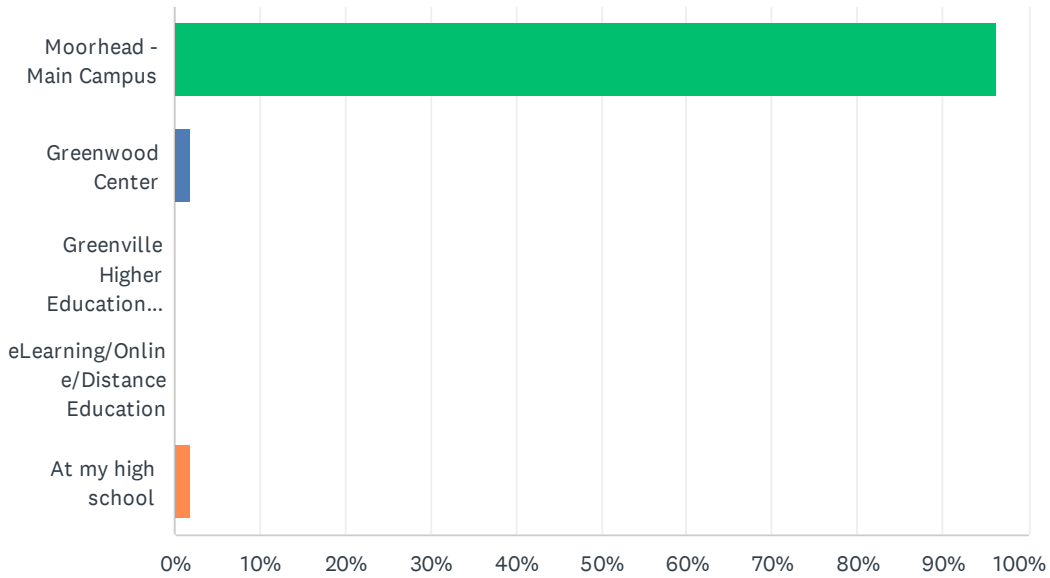
Answered: 54 Skipped: 0



ANSWER CHOICES	RESPONSES	
Dual-enrolled high school student	27.78%	15
First-time, first-year	38.89%	21
Continuing MDCC student	31.48%	17
Transfer student from another institution	1.85%	1
TOTAL		54

Q6 Where/how do you take the majority of your courses?

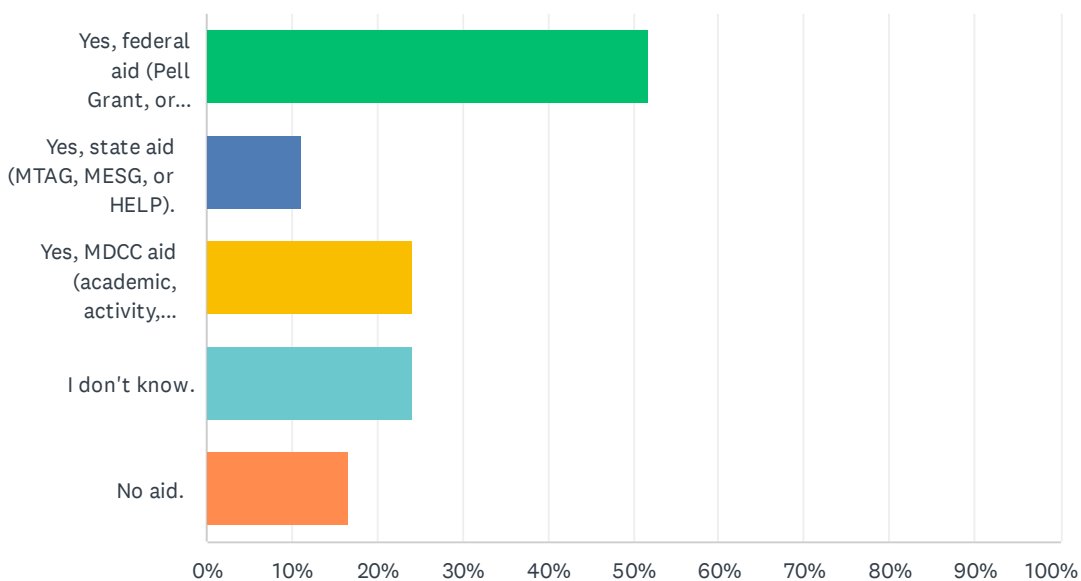
Answered: 54 Skipped: 0



ANSWER CHOICES	RESPONSES	
Moorhead - Main Campus	96.30%	52
Greenwood Center	1.85%	1
Greenville Higher Education Center	0.00%	0
eLearning/Online/Distance Education	0.00%	0
At my high school	1.85%	1
TOTAL		54

Q7 Do you receive financial aid? Select all that apply.

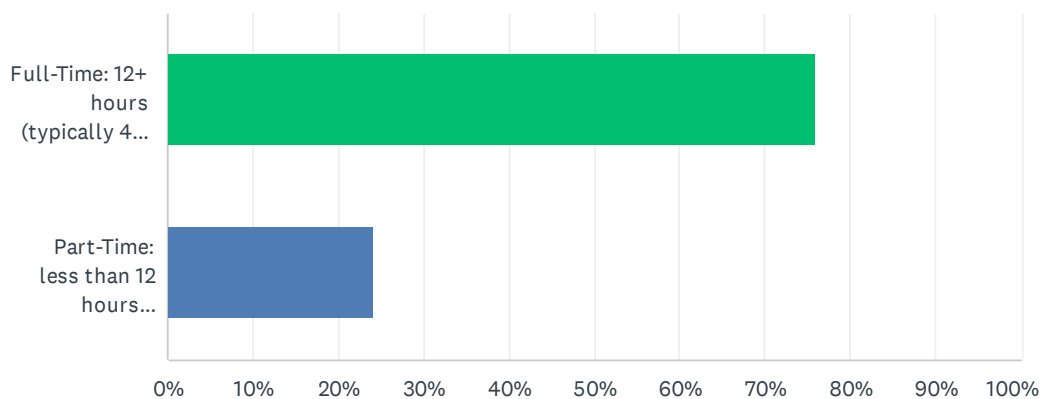
Answered: 54 Skipped: 0



ANSWER CHOICES	RESPONSES	
Yes, federal aid (Pell Grant, or FSEOG).	51.85%	28
Yes, state aid (MTAG, MESSG, or HELP).	11.11%	6
Yes, MDCC aid (academic, activity, athletic, or foundation scholarship).	24.07%	13
I don't know.	24.07%	13
No aid.	16.67%	9
Total Respondents: 54		

Q8 Are you enrolled full-time or part-time?

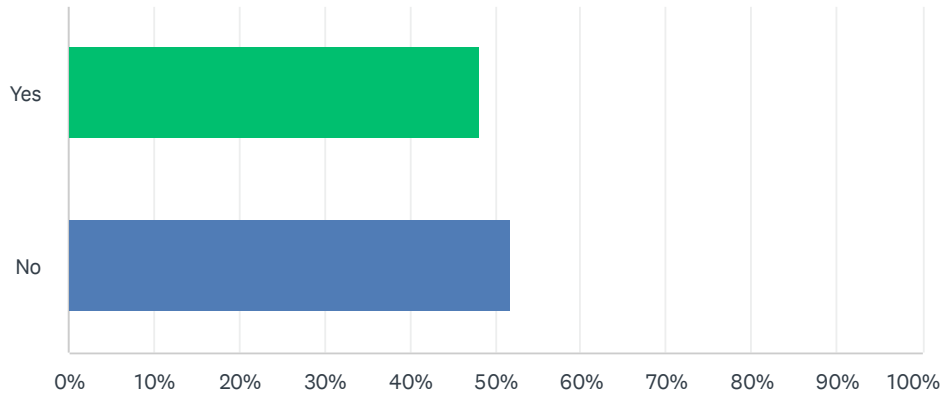
Answered: 54 Skipped: 0



ANSWER CHOICES	RESPONSES	
Full-Time: 12+ hours (typically 4 or more classes)	75.93%	41
Part-Time: less than 12 hours (typically 1-3 classes)	24.07%	13
TOTAL		54

Q9 Do you live on campus in a residence hall?

Answered: 54 Skipped: 0



ANSWER CHOICES	RESPONSES	
Yes	48.15%	26
No	51.85%	28
TOTAL		54

Q10 Please rate the residence life programming (staff/activities):

Answered: 23 Skipped: 31

2.5★
average rating



	1	2	3	4	5	TOTAL	WEIGHTED AVERAGE
☆	26.09% 6	26.09% 6	30.43% 7	8.70% 2	8.70% 2	23	2.48

Q11 Please rate your residence hall's condition (cleanliness/repair):

Answered: 23 Skipped: 31

2.4★

average rating



	1	2	3	4	5	TOTAL	WEIGHTED AVERAGE
☆	26.09% 6	26.09% 6	34.78% 8	4.35% 1	8.70% 2	23	2.43

Q12 Please rate your residence hall's building (layout/amenities):

Answered: 23 Skipped: 31

2.4★
average rating



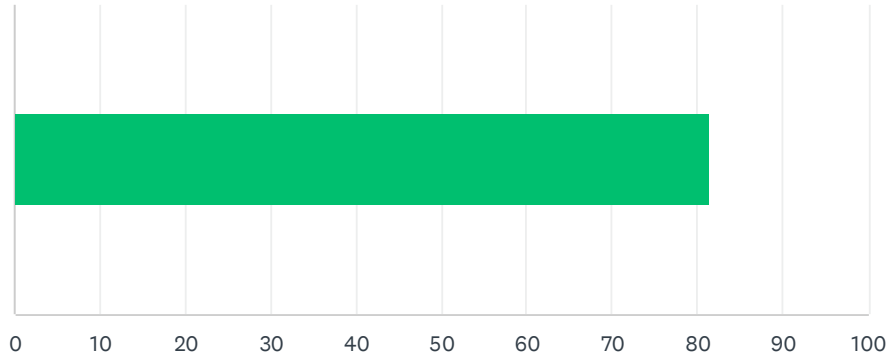
	1	2	3	4	5	TOTAL	WEIGHTED AVERAGE
☆	26.09% 6	34.78% 8	21.74% 5	4.35% 1	13.04% 3	23	2.43

Q13 Please feel free to tell us more about residence life.

Answered: 9 Skipped: 45

Q14 My instructors know their material.

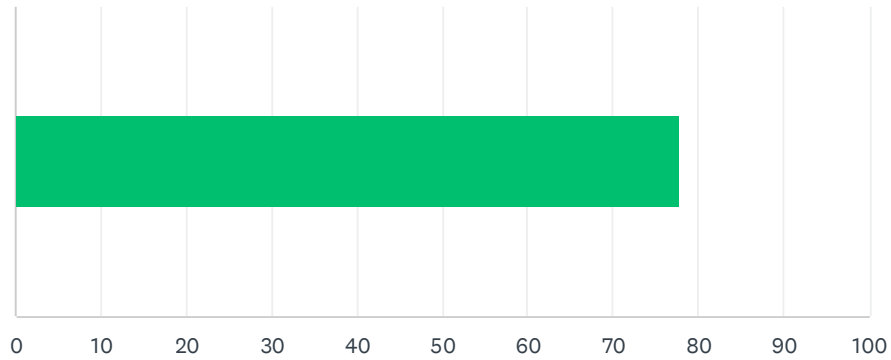
Answered: 49 Skipped: 5



ANSWER CHOICES	AVERAGE NUMBER	TOTAL NUMBER	RESPONSES
	81	3,993	49
Total Respondents: 49			

Q15 I can understand what is taught in my classes.

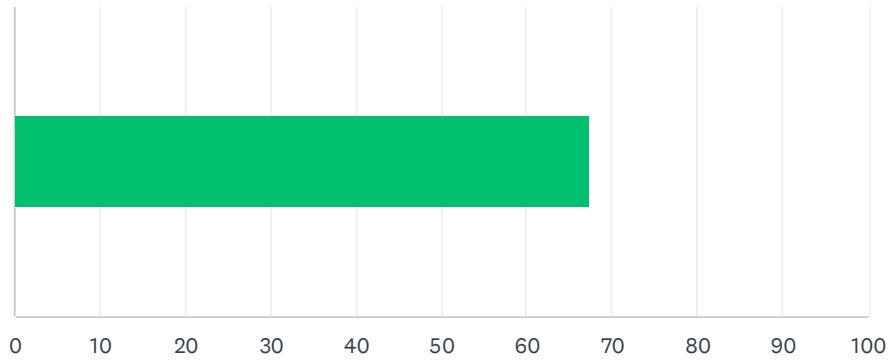
Answered: 49 Skipped: 5



ANSWER CHOICES	AVERAGE NUMBER	TOTAL NUMBER	RESPONSES
	78	3,813	49
Total Respondents: 49			

Q16 My math skills are strong.

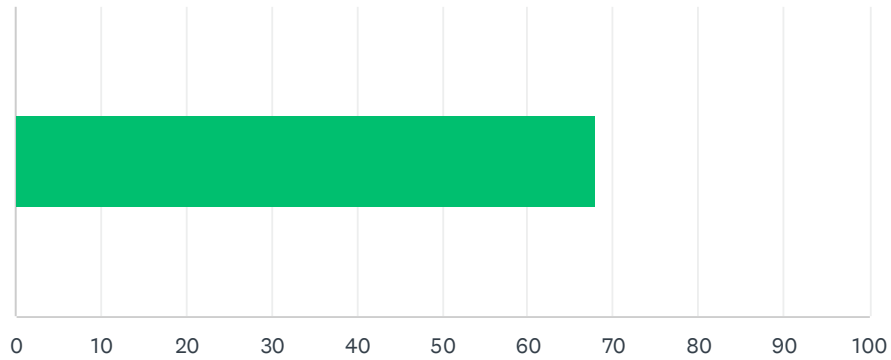
Answered: 49 Skipped: 5



ANSWER CHOICES	AVERAGE NUMBER	TOTAL NUMBER	RESPONSES
	67	3,298	49
Total Respondents: 49			

Q17 These classes are necessary for my plans.

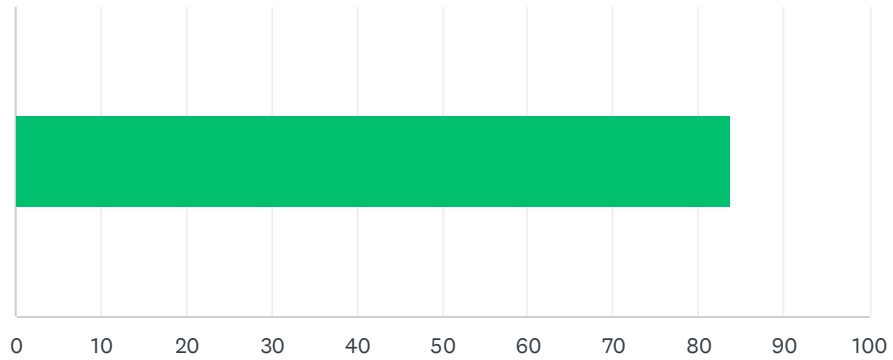
Answered: 49 Skipped: 5



ANSWER CHOICES	AVERAGE NUMBER	TOTAL NUMBER	RESPONSES
	68	3,329	49
Total Respondents: 49			

Q18 My reading and writing skills are strong.

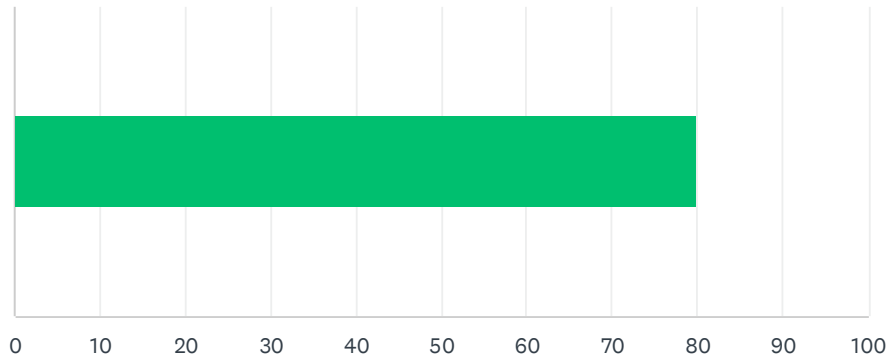
Answered: 49 Skipped: 5



ANSWER CHOICES	AVERAGE NUMBER	TOTAL NUMBER	RESPONSES
	84	4,108	49
Total Respondents: 49			

Q19 My instructors work hard to help me learn.

Answered: 49 Skipped: 5



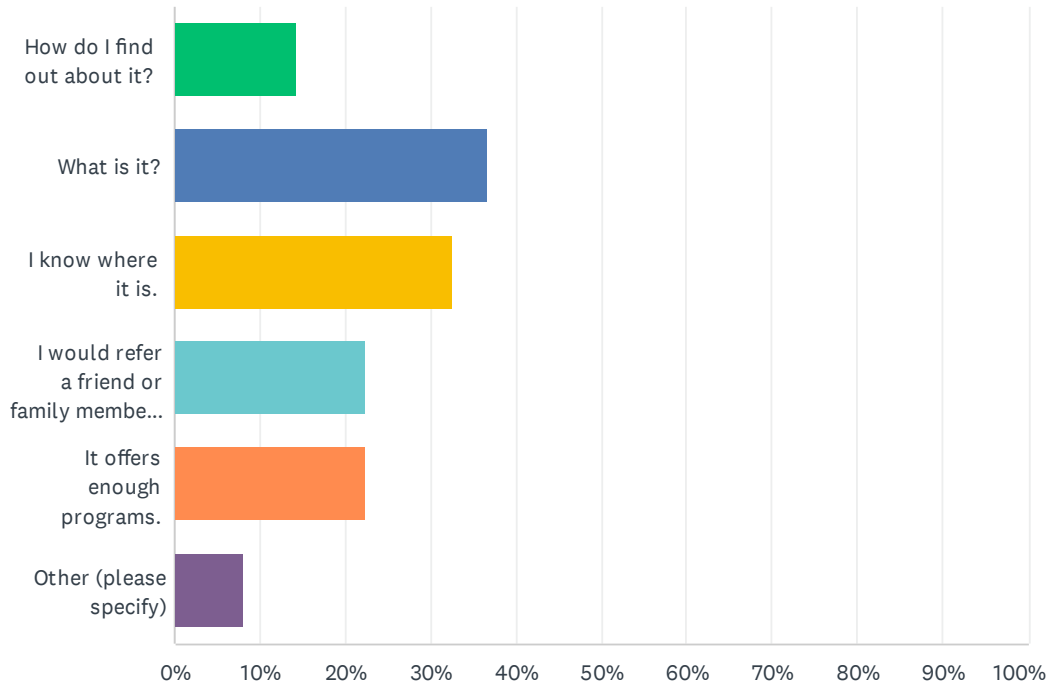
ANSWER CHOICES	AVERAGE NUMBER	TOTAL NUMBER	RESPONSES
	80	3,921	49
Total Respondents: 49			

Q20 Please feel free to tell us more about your educational experiences.

Answered: 7 Skipped: 47

Q21 When you think of the Capps Center, select all that apply:

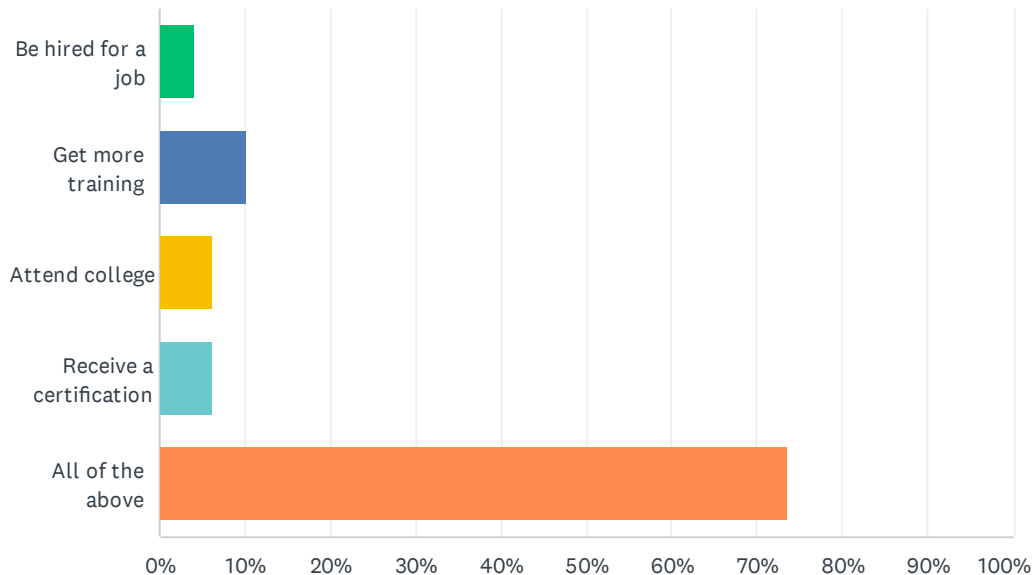
Answered: 49 Skipped: 5



ANSWER CHOICES	RESPONSES	
How do I find out about it?	14.29%	7
What is it?	36.73%	18
I know where it is.	32.65%	16
I would refer a friend or family member to it.	22.45%	11
It offers enough programs.	22.45%	11
Other (please specify)	8.16%	4
Total Respondents: 49		

Q22 After completing a class at the Capps Center, a student is more likely to . . .

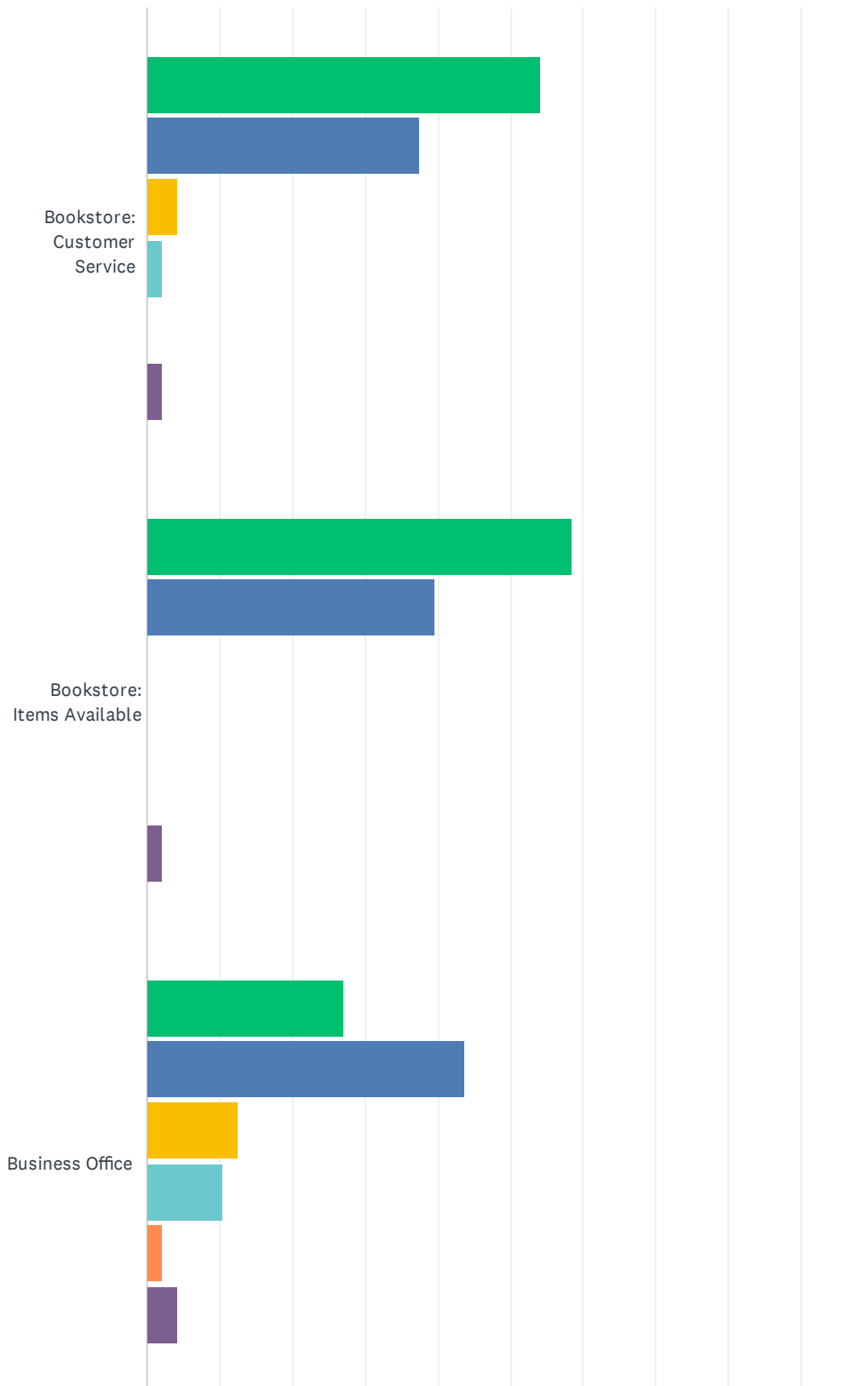
Answered: 49 Skipped: 5



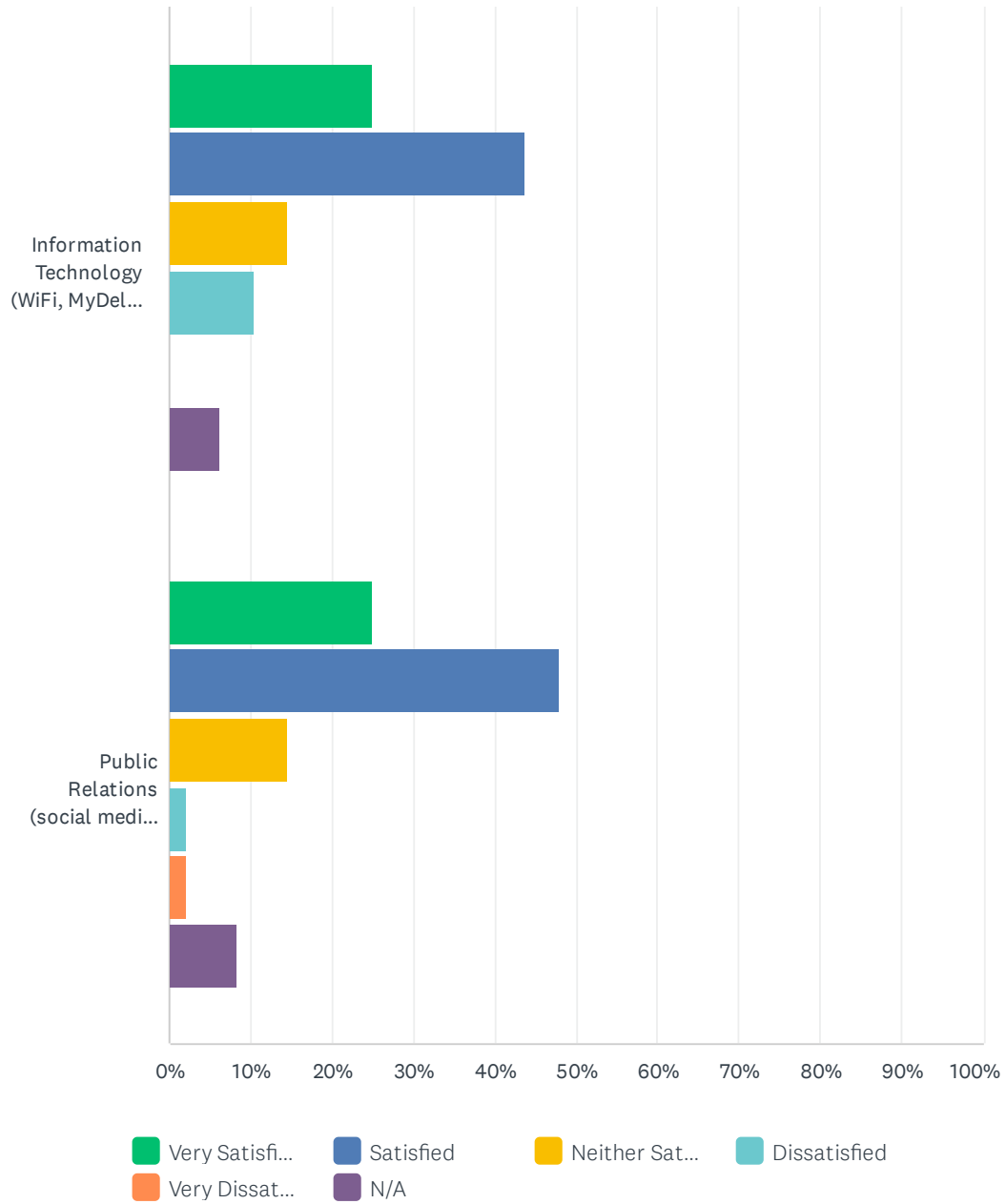
ANSWER CHOICES	RESPONSES	
Be hired for a job	4.08%	2
Get more training	10.20%	5
Attend college	6.12%	3
Receive a certification	6.12%	3
All of the above	73.47%	36
TOTAL		49

Q23 How satisfied are you with people and services in these administrative areas?

Answered: 48 Skipped: 6



MDCC | Student Opinion Survey

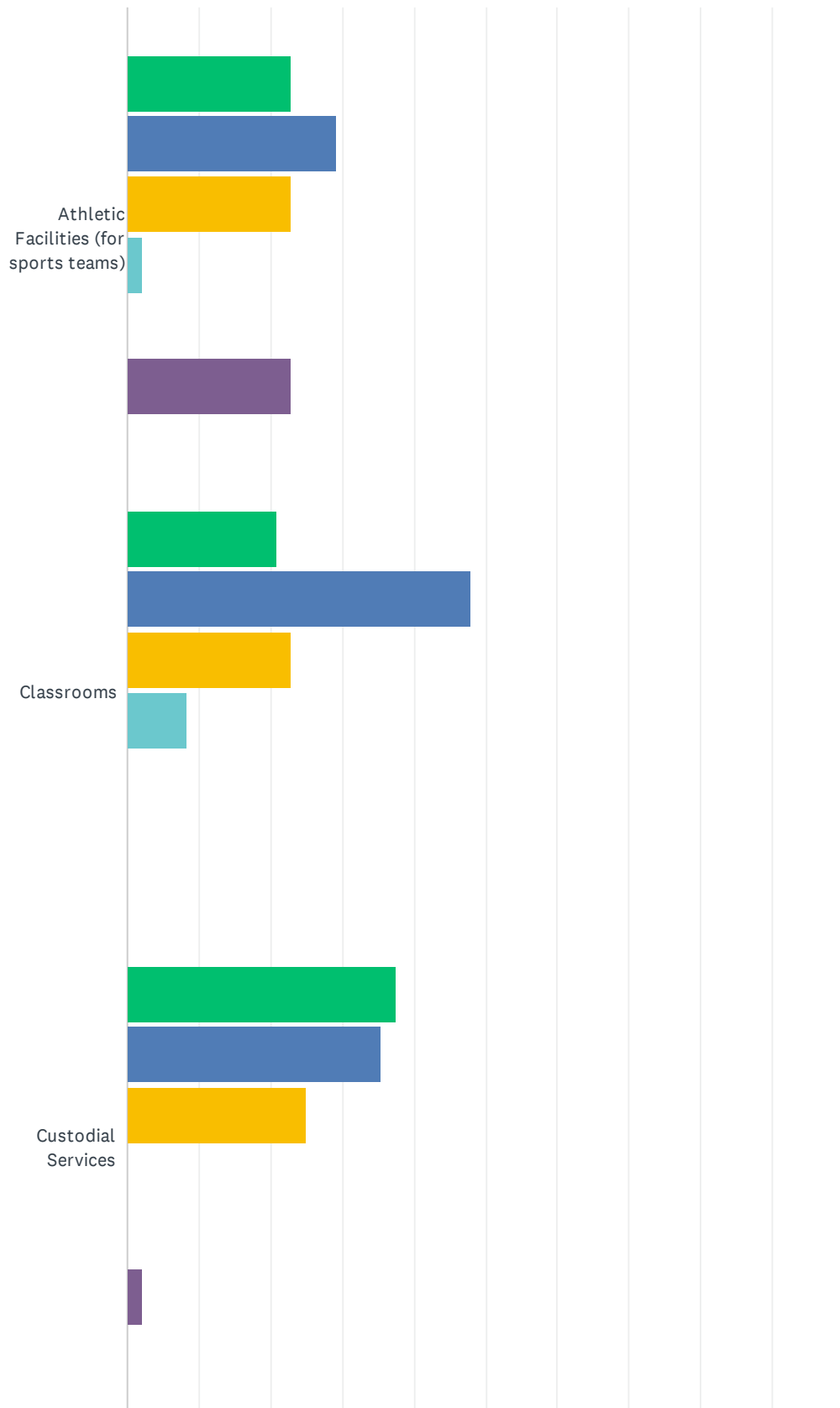


MDCC | Student Opinion Survey

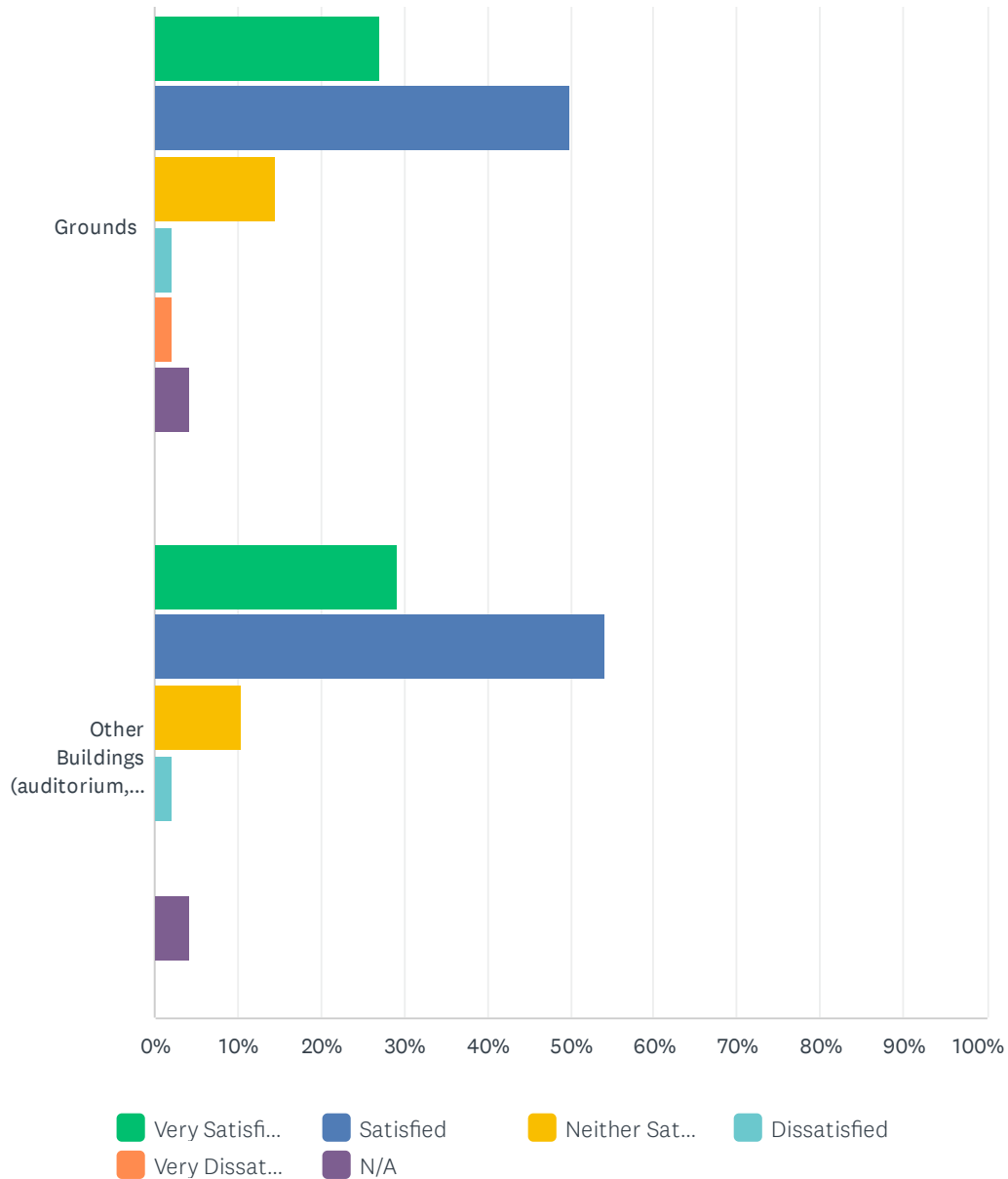
	VERY SATISFIED	SATISFIED	NEITHER SATISFIED NOR DISSATISFIED	DISSATISFIED	VERY DISSATISFIED	N/A	TOTAL	WEIGHTED AVERAGE
Bookstore: Customer Service	54.17% 26	37.50% 18	4.17% 2	2.08% 1	0.00% 0	2.08% 1	48	4.47
Bookstore: Items Available	58.33% 28	39.58% 19	0.00% 0	0.00% 0	0.00% 0	2.08% 1	48	4.60
Business Office	27.08% 13	43.75% 21	12.50% 6	10.42% 5	2.08% 1	4.17% 2	48	3.87
Information Technology (WiFi, MyDelta, etc.)	25.00% 12	43.75% 21	14.58% 7	10.42% 5	0.00% 0	6.25% 3	48	3.89
Public Relations (social media, branding, website, etc.)	25.00% 12	47.92% 23	14.58% 7	2.08% 1	2.08% 1	8.33% 4	48	4.00

Q24 How satisfied are you with these physical resources?

Answered: 48 Skipped: 6



MDCC | Student Opinion Survey

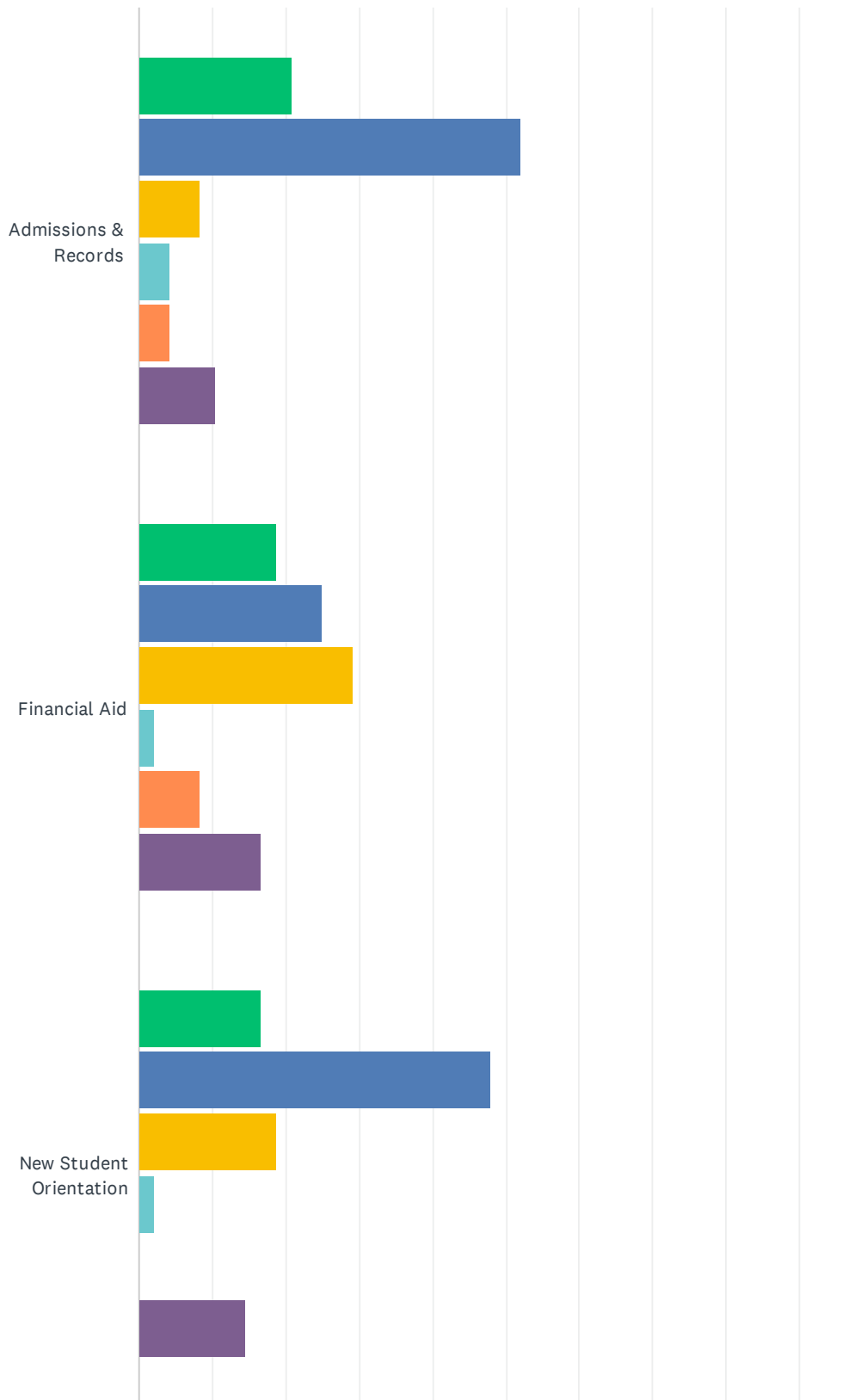


MDCC | Student Opinion Survey

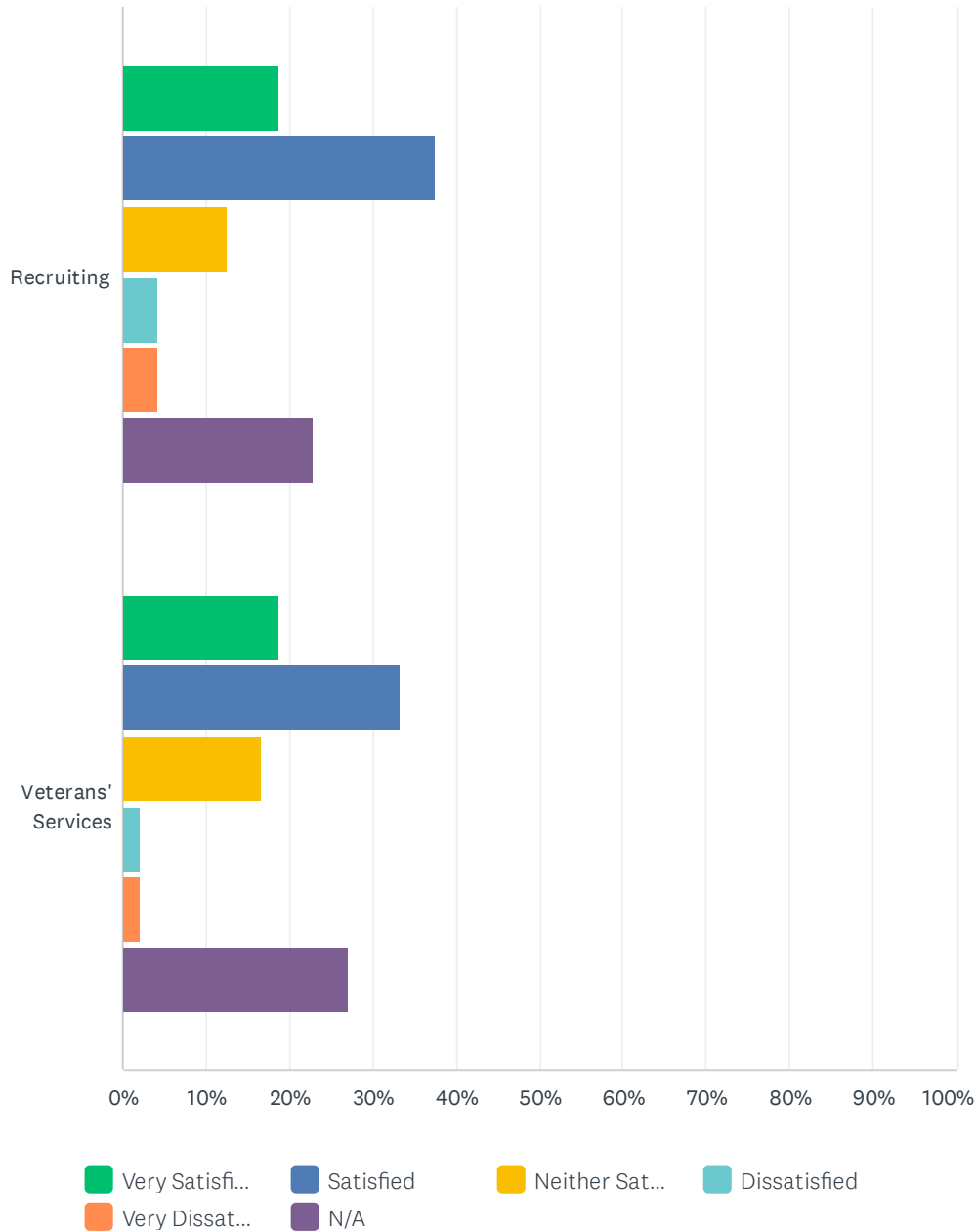
	VERY SATISFIED	SATISFIED	NEITHER SATISFIED NOR DISSATISFIED	DISSATISFIED	VERY DISSATISFIED	N/A	TOTAL	WEIGHTED AVERAGE
Athletic Facilities (for sports teams)	22.92% 11	29.17% 14	22.92% 11	2.08% 1	0.00% 0	22.92% 11	48	3.95
Classrooms	20.83% 10	47.92% 23	22.92% 11	8.33% 4	0.00% 0	0.00% 0	48	3.81
Custodial Services	37.50% 18	35.42% 17	25.00% 12	0.00% 0	0.00% 0	2.08% 1	48	4.13
Grounds	27.08% 13	50.00% 24	14.58% 7	2.08% 1	2.08% 1	4.17% 2	48	4.02
Other Buildings (auditorium, union, etc.)	29.17% 14	54.17% 26	10.42% 5	2.08% 1	0.00% 0	4.17% 2	48	4.15

Q25 How satisfied are you with people and services in these enrollment areas?

Answered: 48 Skipped: 6



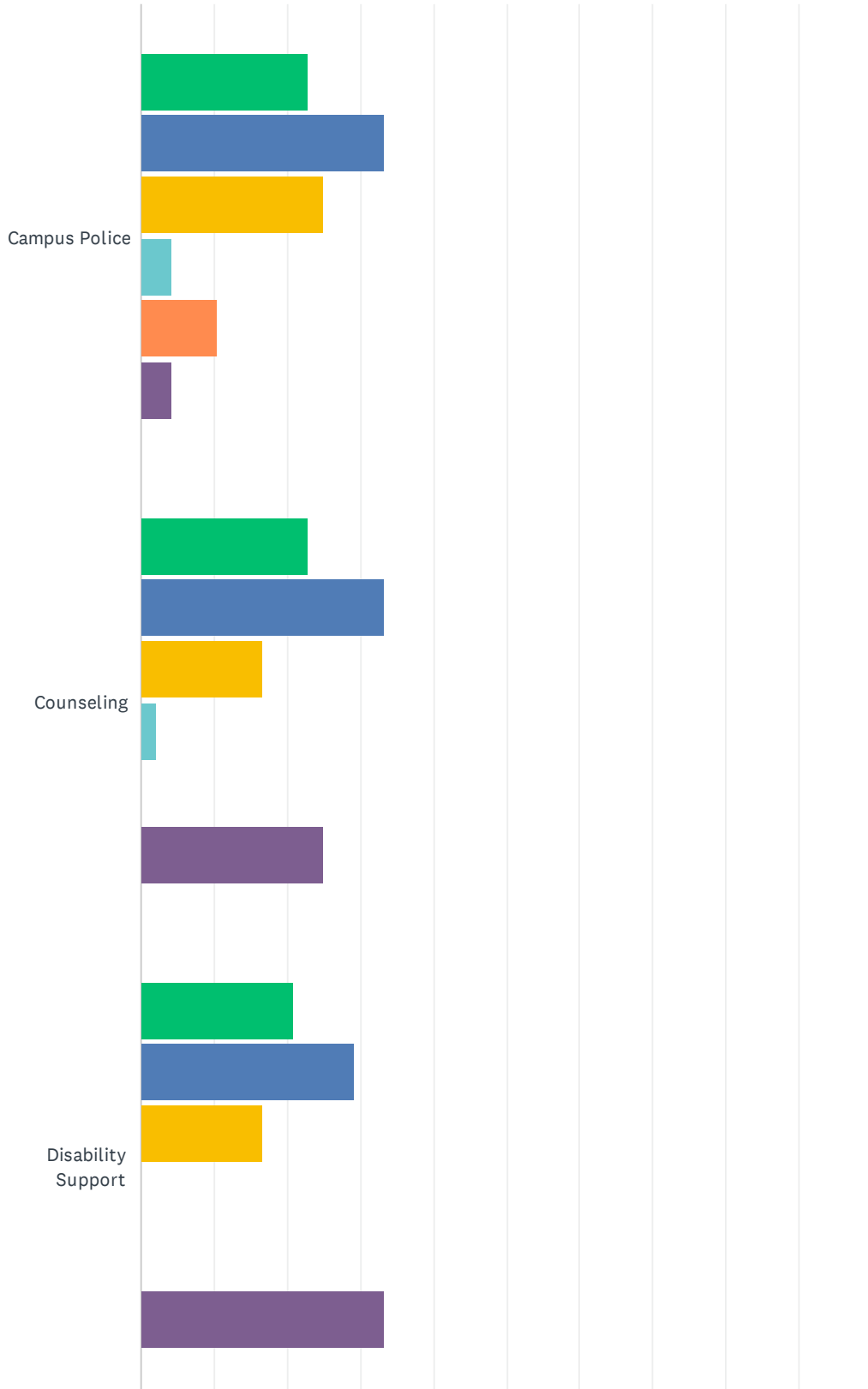
MDCC | Student Opinion Survey



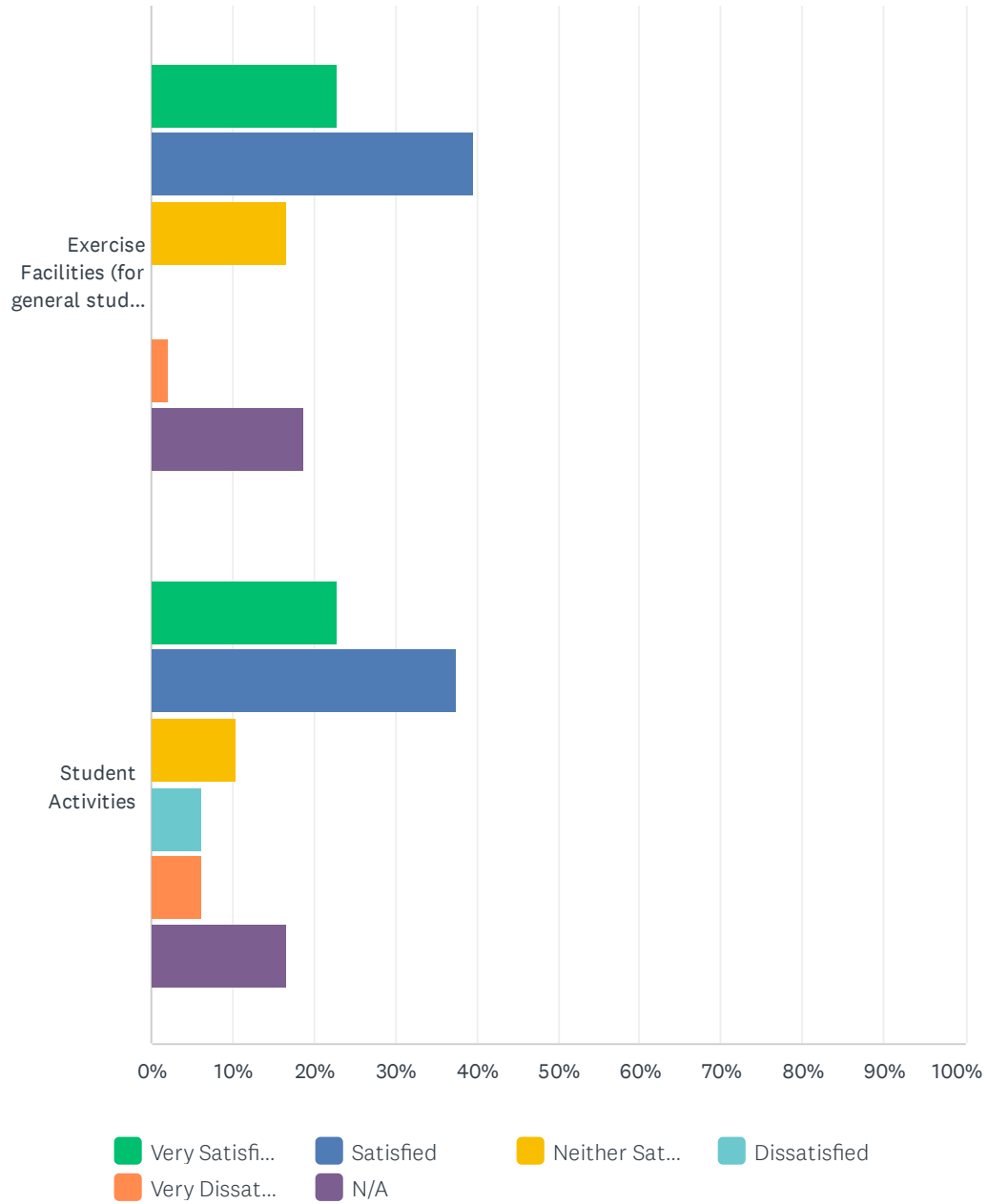
	VERY SATISFIED	SATISFIED	NEITHER SATISFIED NOR DISSATISFIED	DISSATISFIED	VERY DISSATISFIED	N/A	TOTAL	WEIGHTED AVERAGE
Admissions & Records	20.83% 10	52.08% 25	8.33% 4	4.17% 2	4.17% 2	10.42% 5	48	3.91
Financial Aid	18.75% 9	25.00% 12	29.17% 14	2.08% 1	8.33% 4	16.67% 8	48	3.52
New Student Orientation	16.67% 8	47.92% 23	18.75% 9	2.08% 1	0.00% 0	14.58% 7	48	3.93
Recruiting	18.75% 9	37.50% 18	12.50% 6	4.17% 2	4.17% 2	22.92% 11	48	3.81
Veterans' Services	18.75% 9	33.33% 16	16.67% 8	2.08% 1	2.08% 1	27.08% 13	48	3.89

Q26 How satisfied are you with people and services in these student resources?

Answered: 48 Skipped: 6



MDCC | Student Opinion Survey

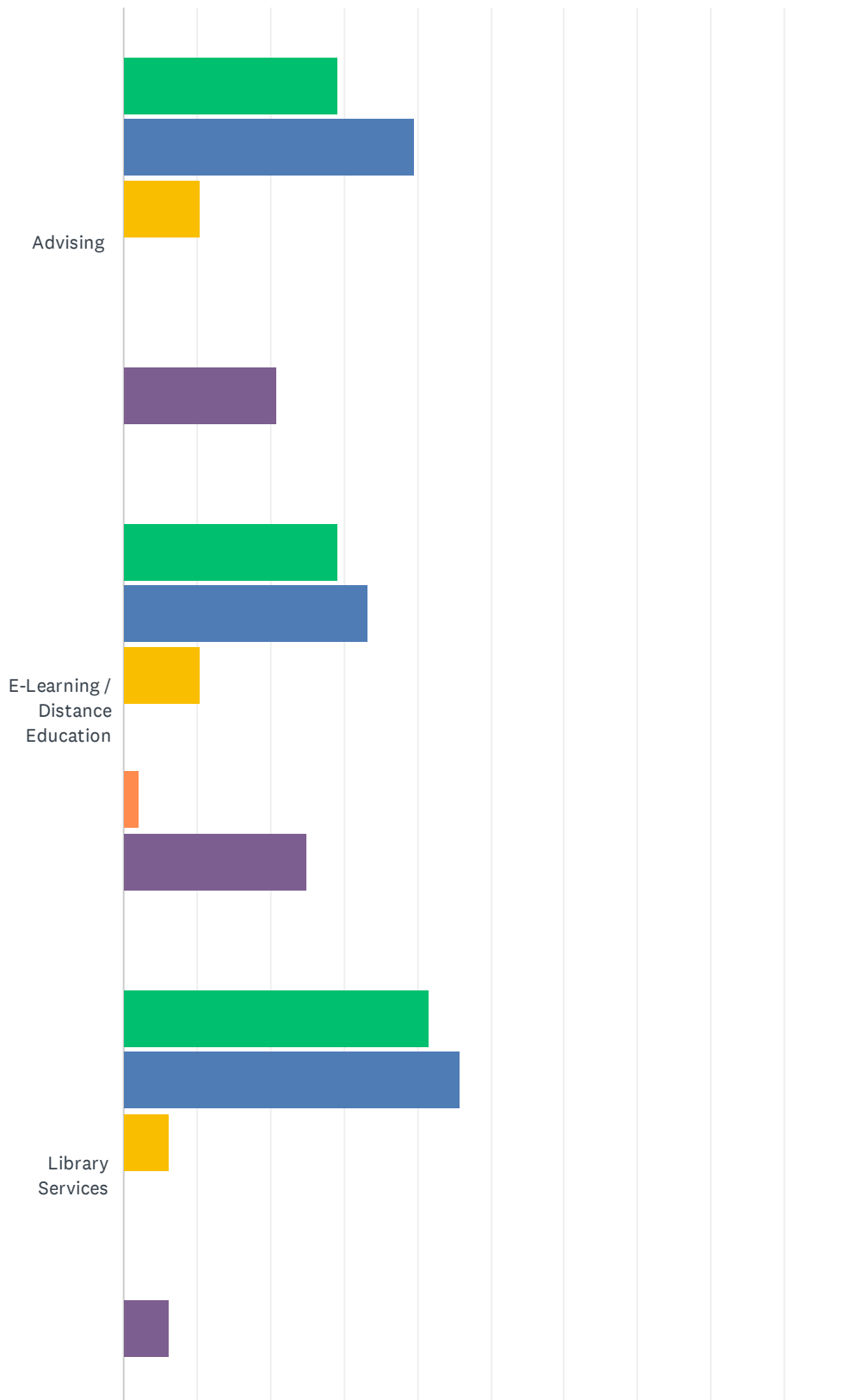


MDCC | Student Opinion Survey

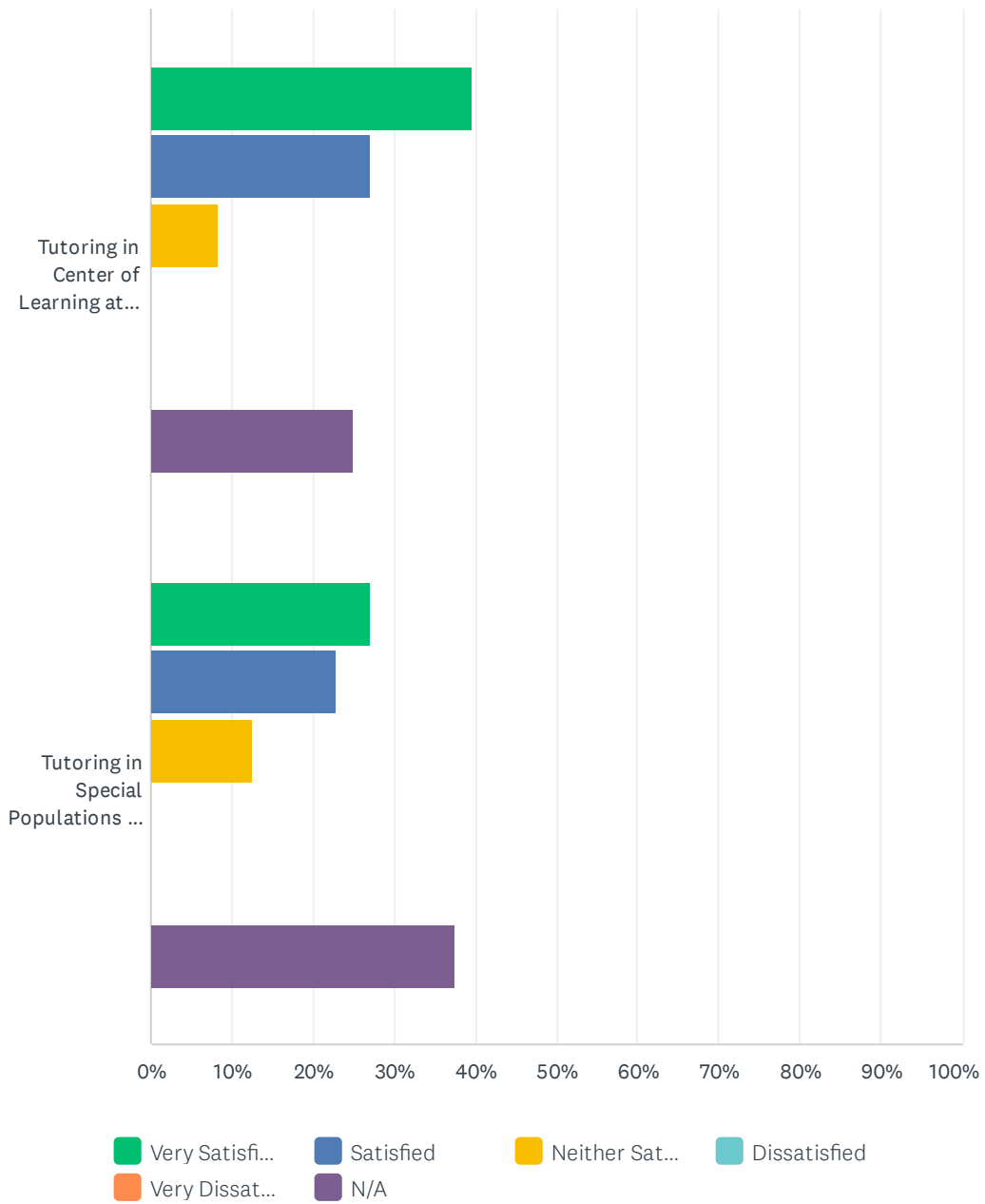
	VERY SATISFIED	SATISFIED	NEITHER SATISFIED NOR DISSATISFIED	DISSATISFIED	VERY DISSATISFIED	N/A	TOTAL	WEIGHTED AVERAGE
Campus Police	22.92% 11	33.33% 16	25.00% 12	4.17% 2	10.42% 5	4.17% 2	48	3.57
Counseling	22.92% 11	33.33% 16	16.67% 8	2.08% 1	0.00% 0	25.00% 12	48	4.03
Disability Support	20.83% 10	29.17% 14	16.67% 8	0.00% 0	0.00% 0	33.33% 16	48	4.06
Exercise Facilities (for general student use)	22.92% 11	39.58% 19	16.67% 8	0.00% 0	2.08% 1	18.75% 9	48	4.00
Student Activities	22.92% 11	37.50% 18	10.42% 5	6.25% 3	6.25% 3	16.67% 8	48	3.77

Q27 How satisfied are you with the staff and services of these academic resources?

Answered: 48 Skipped: 6



MDCC | Student Opinion Survey

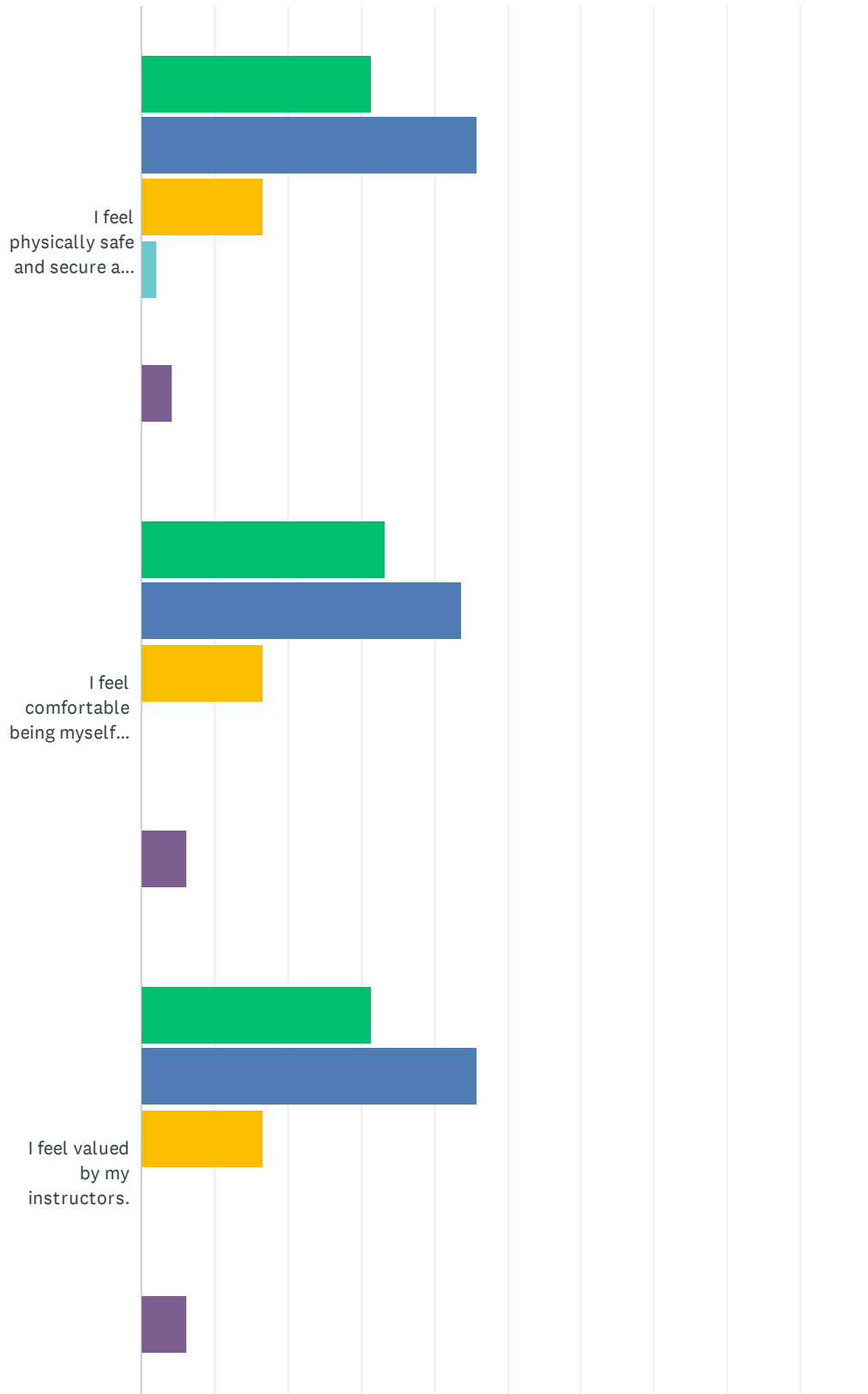


MDCC | Student Opinion Survey

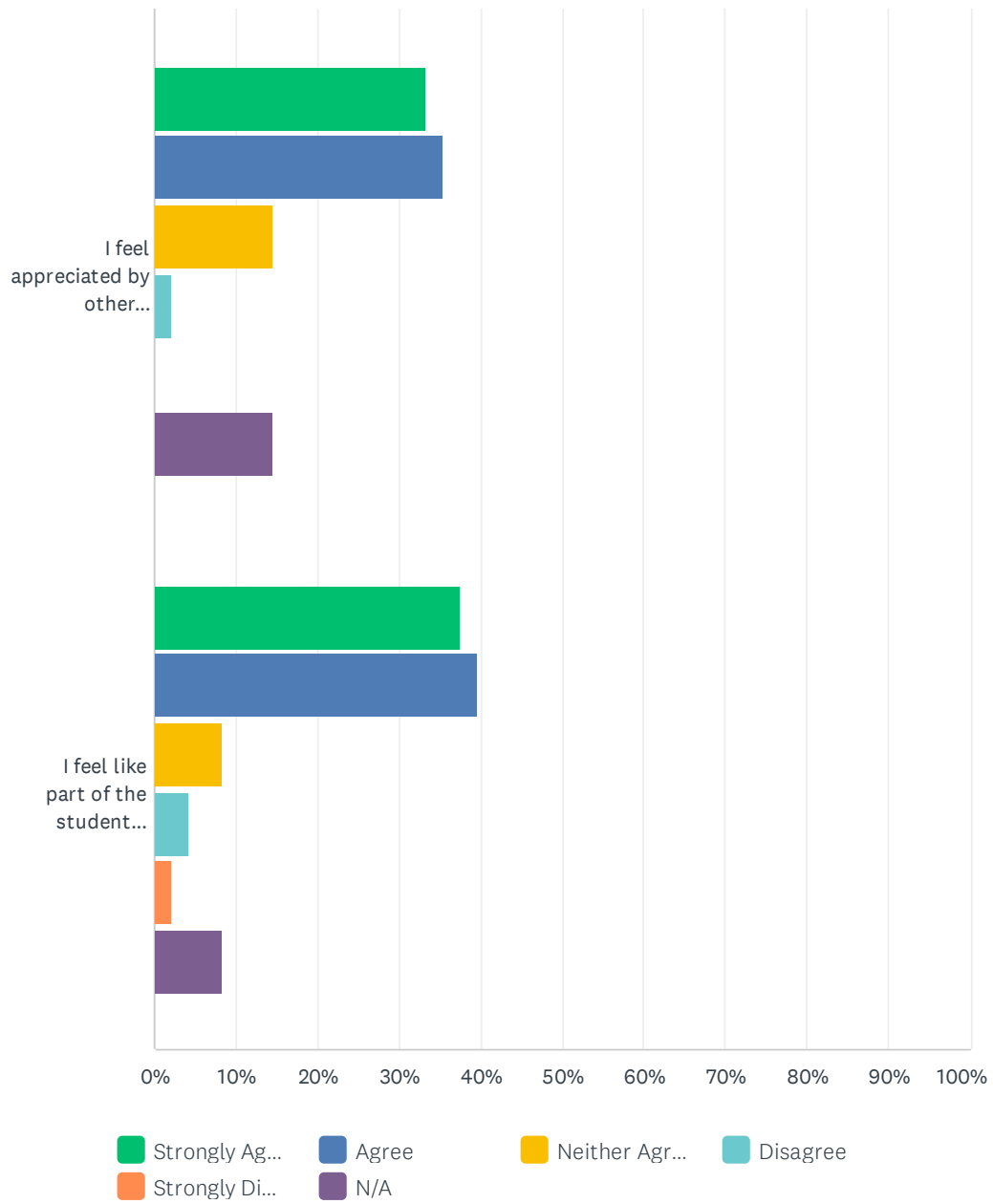
	VERY SATISFIED	SATISFIED	NEITHER SATISFIED NOR DISSATISFIED	DISSATISFIED	VERY DISSATISFIED	N/A	TOTAL	WEIGHTED AVERAGE
Advising	29.17% 14	39.58% 19	10.42% 5	0.00% 0	0.00% 0	20.83% 10	48	4.24
E-Learning / Distance Education	29.17% 14	33.33% 16	10.42% 5	0.00% 0	2.08% 1	25.00% 12	48	4.17
Library Services	41.67% 20	45.83% 22	6.25% 3	0.00% 0	0.00% 0	6.25% 3	48	4.38
Tutoring in Center of Learning at Library	39.58% 19	27.08% 13	8.33% 4	0.00% 0	0.00% 0	25.00% 12	48	4.42
Tutoring in Special Populations Lab at CTE	27.08% 13	22.92% 11	12.50% 6	0.00% 0	0.00% 0	37.50% 18	48	4.23

Q28 To what level do you agree with these statements about MDCC overall?

Answered: 48 Skipped: 6



MDCC | Student Opinion Survey




MDCC | Student Opinion Survey

	STRONGLY AGREE	AGREE	NEITHER AGREE NOR DISAGREE	DISAGREE	STRONGLY DISAGREE	N/A	TOTAL	WEIGHTED AVERAGE
I feel physically safe and secure at MDCC.	31.25% 15	45.83% 22	16.67% 8	2.08% 1	0.00% 0	4.17% 2	48	4.11
I feel comfortable being myself here.	33.33% 16	43.75% 21	16.67% 8	0.00% 0	0.00% 0	6.25% 3	48	4.18
I feel valued by my instructors.	31.25% 15	45.83% 22	16.67% 8	0.00% 0	0.00% 0	6.25% 3	48	4.16
I feel appreciated by other employees.	33.33% 16	35.42% 17	14.58% 7	2.08% 1	0.00% 0	14.58% 7	48	4.17
I feel like part of the student community at MDCC.	37.50% 18	39.58% 19	8.33% 4	4.17% 2	2.08% 1	8.33% 4	48	4.16

Q29 How likely is it that you would recommend MDCC to a friend or colleague?

Answered: 48 Skipped: 6



DETRACTORS (0-6)	PASSIVES (7-8)	PROMOTERS (9-10)	NET PROMOTER® SCORE
48% 23	25% 12	27% 13	-21

Q30 Anything else you'd like us to know?

Answered: 7 Skipped: 47